

KERING S.A. FUTURE (PPXH) - EUX/202512

2024/09/13 18:35:33

Price
231.1139 EURDifference  0.42% (0.97)

General attributes

Symbol	PPXHZ25
Exchange	Eurex
Currency	EUR
Security type	Future
Underlying	KERING S.A.
Maturity	12-2025
Contract size	100

Market data

Bid (Bid size)	- EUR (-)
Ask (Ask size)	- EUR (-)
Open	231.1139 EUR
High	231.1139 EUR
Low	231.1139 EUR
Close (prev. day)	230.1423 EUR
Underlying	KERING S.A.
Underlying price (date)	229.00 (24/09/13)
Settlement price (date)	231.11 (24/09/13)
Open Interest	0

Performance and Risk

	6m	1y	3y
Perf (%)	-45.81%	-51.45%	-
Perf (abs.)	-195.35	-244.93	-
Beta	-	-	-
Volatility	35.08	32.26	-

Futures and Options

Related Futures	-
Related Options	-












Information about previous performance does not guarantee future performance.
Source: FactSet

Price data

Ø price 5 days Ø volume 5 days (pcs.)	231.4508 EUR (0)
Ø price 30 days Ø volume 30 days (pcs.)	254.3363 EUR (0)
Ø price 100 days Ø volume 100 days (pcs.)	306.0320 EUR (0)
Ø price 250 days Ø volume 250 days (pcs.)	361.8385 EUR (0)
YTD High date	439.4694 EUR (2024/02/22)
YTD Low date	230.1423 EUR (2024/09/12)
52 Weeks High date	483.8349 EUR (2023/09/15)
52 Weeks Low date	230.1423 EUR (2024/09/12)

Recent Research

on underlying on sector on market			
Date		Headline	Download
2024/02/14		Global Equity Ratings	
2024/02/14		Aktienempfehlungen Global	
2024/01/23		Global Equity Ratings	
2024/01/23		Aktienempfehlungen Global	
2023/12/21		Global Equity Ratings	