

SANOFI S.A. FUTURE (SNWG) - EUX/202512

2024/05/17 19:05:28

Price
90.5345 EUR

Difference  -1.19% (-1.09)

General attributes

Symbol	SNWGZ25
Exchange	Eurex
Currency	EUR
Security type	Future
Underlying	SANOFI S.A.
Maturity	12-2025
Contract size	100

Market data

Bid (Bid size)	- EUR (-)
Ask (Ask size)	- EUR (-)
Open	90.5345 EUR
High	90.5345 EUR
Low	90.5345 EUR
Close (prev. day)	91.6234 EUR
Underlying	SANOFI S.A.
Underlying price (date)	89.17 (24/05/17)
Settlement price (date)	90.53 (24/05/17)
Open Interest	0

Performance and Risk

	6m	1y	3y
Perf (%)	+5.45%	-7.66%	-
Perf (abs.)	+4.68	-7.51	-
Beta	-	-	-
Volatility	18.44	29.45	-

Futures and Options

Related Futures	-
Related Options	-

5y












Information about previous performance does not guarantee future performance.
Source: FactSet

Price data

Ø price 5 days Ø volume 5 days (pcs.)	92.3388 EUR (0)
Ø price 30 days Ø volume 30 days (pcs.)	88.2957 EUR (0)
Ø price 100 days Ø volume 100 days (pcs.)	88.3305 EUR (0)
Ø price 250 days Ø volume 250 days (pcs.)	93.3137 EUR (0)
YTD High date	94.6354 EUR (2024/01/12)
YTD Low date	83.1656 EUR (2024/04/18)
52 Weeks High date	106.3698 EUR (2023/09/20)
52 Weeks Low date	81.5644 EUR (2023/10/27)

Recent Research

on underlying	on sector	on market	
Date		Headline	Download
2024/04/26		Global Equity Ratings	
2024/04/26		Aktienempfehlungen Global	
2024/04/03		Global Equity Ratings	
2024/04/03		Aktienempfehlungen Global	
2024/03/13		Global Equity Ratings	