

# UNILEVER PLC FUTURE (UNIH) - EUX/202512

2024/07/15 18:41:58

**Price**  
**52.7115** EUR

**Difference**  **-0.70% (-0.37)**

### General attributes

Symbol	UNIHZ25
Exchange	Eurex
Currency	EUR
Security type	Future
Underlying	UNILEVER PLC
Maturity	12-2025
Contract size	100

### Market data

Bid (Bid size)	- EUR (-)
Ask (Ask size)	- EUR (-)
Open	52.7115 EUR
High	52.7115 EUR
Low	52.7115 EUR
Close (prev. day)	53.0838 EUR
Underlying	UNILEVER PLC
Underlying price (date)	4.409.00 (24/07/16)
Settlement price (date)	52.71 (24/07/15)
Open Interest	0

### Performance and Risk

	6m	1y	3y
Perf (%)	+20.65%	+12.59%	-
Perf (abs.)	+9.02	+5.89	-
Beta	-	-	-
Volatility	16.24	15.33	-

### Futures and Options

Related Futures	-
Related Options	-

5y












Information about previous performance does not guarantee future performance.  
Source: FactSet

### Price data

Ø price 5 days   Ø volume 5 days (pcs.)	52.5809 EUR (0)
Ø price 30 days   Ø volume 30 days (pcs.)	52.2476 EUR (0)
Ø price 100 days   Ø volume 100 days (pcs.)	48.4191 EUR (0)
Ø price 250 days   Ø volume 250 days (pcs.)	46.6861 EUR (0)
YTD High   date	53.1663 EUR (2024/06/14)
YTD Low   date	42.3684 EUR (2024/01/22)
52 Weeks High   date	53.1663 EUR (2024/06/14)
52 Weeks Low   date	42.3684 EUR (2024/01/22)

### Recent Research

on underlying		on sector	
Date		Headline	Download
2024/07/15		Aktienempfehlungen Global	
2024/07/12		Global Equity Ratings	
2024/06/21		Global Equity Ratings	
2024/06/21		Aktienempfehlungen Global	
2024/06/14		Global Equity Ratings	