


WALMART INC. FUTURE (WMTF) - EUX/202512

2024/07/26 18:36:07

Price
73.2748 USD

Difference  **-0.80% (-0.59)**

General attributes

Symbol	WMTFZ25
Exchange	Eurex
Currency	USD
Security type	Future
Underlying	WALMART INC.
Maturity	12-2025
Contract size	100

Market data

Bid (Bid size)	- USD (-)
Ask (Ask size)	- USD (-)
Open	73.2748 USD
High	73.2748 USD
Low	73.2748 USD
Close (prev. day)	73.8657 USD
Underlying	WALMART INC.
Underlying price (date)	69.78 (24/07/26)
Settlement price (date)	73.27 (24/07/26)
Open Interest	0

Performance and Risk

	6m	1y	3y
Perf (%)	-57.68%	-57.87%	-
Perf (abs.)	-99.88	-100.64	-
Beta	-	-	-
Volatility	156.00	110.22	-

Futures and Options

Related Futures	-
Related Options	-












Information about previous performance does not guarantee future performance.
 Source: FactSet

Price data

Ø price 5 days Ø volume 5 days (pcs.)	73.8690 USD (0)
Ø price 30 days Ø volume 30 days (pcs.)	72.8375 USD (0)
Ø price 100 days Ø volume 100 days (pcs.)	67.9066 USD (0)
Ø price 250 days Ø volume 250 days (pcs.)	128.0619 USD (0)
YTD High date	187.6637 USD (2024/02/23)
YTD Low date	62.0744 USD (2024/03/01)
52 Weeks High date	187.6637 USD (2024/02/23)
52 Weeks Low date	62.0744 USD (2024/03/01)

Recent Research

on underlying on sector on market			
Date		Headline	Download
2024/07/24		Global Equity Ratings	
2024/07/24		Aktienempfehlungen Global	
2024/07/15		Aktienempfehlungen Global	
2024/07/12		Global Equity Ratings	
2024/06/21		Equity Weekly	