

WALMART INC. FUTURE (WMTF) - EUX/202512

2024/04/23 18:25:11

Price
62.3458 USD

Difference  **-1.97% (-1.25)**

General attributes

Symbol	WMTFZ25
Exchange	Eurex
Currency	USD
Security type	Future
Underlying	WALMART INC.
Maturity	12-2025
Contract size	100

Market data

Bid (Bid size)	- USD (-)
Ask (Ask size)	- USD (-)
Open	62.3458 USD
High	62.3458 USD
Low	62.3458 USD
Close (prev. day)	63.5973 USD
Underlying	WALMART INC.
Underlying price (date)	58.89 (24/04/23)
Settlement price (date)	62.35 (24/04/23)
Open Interest	0

Performance and Risk

	6m	1y	3y
Perf (%)	-63.27%	-60.85%	-
Perf (abs.)	-109.54	-98.86	-
Beta	-	-	-
Volatility	156.54	110.22	-

Futures and Options

Related Futures	-
Related Options	-

5y












Information about previous performance does not guarantee future performance.
Source: FactSet

Price data

Ø price 5 days Ø volume 5 days (pcs.)	63.5756 USD (0)
Ø price 30 days Ø volume 30 days (pcs.)	64.1918 USD (0)
Ø price 100 days Ø volume 100 days (pcs.)	129.5716 USD (0)
Ø price 250 days Ø volume 250 days (pcs.)	154.2936 USD (0)
YTD High date	187.6637 USD (2024/02/23)
YTD Low date	62.0744 USD (2024/03/01)
52 Weeks High date	187.6637 USD (2024/02/23)
52 Weeks Low date	62.0744 USD (2024/03/01)

Recent Research

on underlying	on sector	on market	
Date		Headline	Download
2024/04/03		Global Equity Ratings	
2024/04/03		Aktienempfehlungen Global	
2024/03/13		Global Equity Ratings	
2024/03/13		Aktienempfehlungen Global	
2024/02/22		Aktienempfehlungen Global	