

RECKITT BENCKISER PLC FUTURE (RBF) - EUX/202512

2024/06/25 19:05:39

Price
4,438.7193 GBP

Difference  -1.58% (-71.16)

General attributes

Symbol	RBFZ25
Exchange	Eurex
Currency	GBP
Security type	Future
Underlying	RECKITT BENCKISER GROUP PLC
Maturity	12-2025
Contract size	1,000

Market data

Bid (Bid size)	- GBP (-)
Ask (Ask size)	- GBP (-)
Open	4,438.7193 GBP
High	4,438.7193 GBP
Low	4,438.7193 GBP
Close (prev. day)	4,509.8811 GBP
Underlying	RECKITT BENCKISER GROUP PLC
Underlying price (date)	4,358.00 (24/06/26)
Settlement price (date)	4,438.72 (24/06/25)
Open Interest	0

Performance and Risk

	6m	1y	3y
Perf (%)	-20.23%	-32.41%	-
Perf (abs.)	-1,125.79	-2,128.38	-
Beta	-	-	-
Volatility	38.86	29.33	-

Futures and Options

Related Futures	-
Related Options	-












Information about previous performance does not guarantee future performance.
Source: FactSet

Price data

Ø price 5 days Ø volume 5 days (pcs.)	4,483.5734 GBP (0)
Ø price 30 days Ø volume 30 days (pcs.)	4,537.6814 GBP (0)
Ø price 100 days Ø volume 100 days (pcs.)	4,817.6011 GBP (0)
Ø price 250 days Ø volume 250 days (pcs.)	5,499.8537 GBP (0)
YTD High date	6,020.3237 GBP (2024/02/26)
YTD Low date	4,185.6561 GBP (2024/04/03)
52 Weeks High date	6,531.7028 GBP (2023/06/26)
52 Weeks Low date	4,185.6561 GBP (2024/04/03)

Recent Research

on underlying		on sector	
Date		Headline	Download
2022/05/04		Global Equity Ratings	
2022/05/04		Aktienempfehlungen Global	
2022/04/27		Global Equity Ratings	
2022/04/27		Aktienempfehlungen Global	
2022/04/14		Global Equity Ratings	