

BEIERSDORF AG FUTURE (BEIG) - EUX/202512

2024/07/11 19:04:05

Price
144.2721 EUR

Difference  **-0.55% (-0.80)**

General attributes

Symbol	BEIGZ25
Exchange	Eurex
Currency	EUR
Security type	Future
Underlying	BEIERSDORF AG
Maturity	12-2025
Contract size	100

Market data

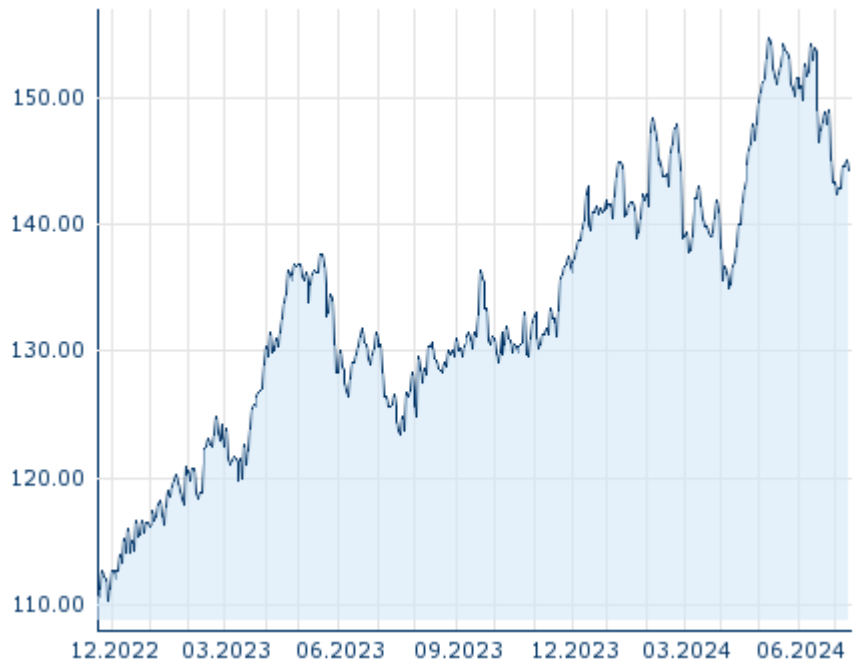
Bid (Bid size)	- EUR (-)
Ask (Ask size)	- EUR (-)
Open	144.2721 EUR
High	144.2721 EUR
Low	144.2721 EUR
Close (prev. day)	145.0745 EUR
Underlying	BEIERSDORF AG
Underlying price (date)	137.65 (24/07/11)
Settlement price (date)	144.27 (24/07/11)
Open Interest	0

Performance and Risk

	6m	1y	3y
Perf (%)	-0.43%	+14.86%	-
Perf (abs.)	-0.63	+18.66	-
Beta	-	-	-
Volatility	16.11	15.21	-

Futures and Options

Related Futures	-
Related Options	-












5y

Information about previous performance does not guarantee future performance.
 Source: FactSet

Price data

Ø price 5 days Ø volume 5 days (pcs.)	144.2591 EUR (0)
Ø price 30 days Ø volume 30 days (pcs.)	148.1361 EUR (0)
Ø price 100 days Ø volume 100 days (pcs.)	145.5969 EUR (0)
Ø price 250 days Ø volume 250 days (pcs.)	139.0930 EUR (0)
YTD High date	154.6892 EUR (2024/05/10)
YTD Low date	134.9624 EUR (2024/04/09)
52 Weeks High date	154.6892 EUR (2024/05/10)
52 Weeks Low date	123.4463 EUR (2023/07/20)

Recent Research

on underlying	on sector	on market	
Date		Headline	Download
2024/06/21		Global Equity Ratings	
2024/06/21		Aktienempfehlungen Global	
2024/06/14		Global Equity Ratings	
2024/06/14		Aktienempfehlungen Global	
2024/05/29		Global Equity Ratings	