

# AMADEUS IT GROUP S.A. FUTURE (AI3P) - EUX/202512

2024/05/03 18:32:38

**Price**  
**61.2722** EUR

**Difference**  **-2.39% (-1.50)**

### General attributes

Symbol	AI3PZ25
Exchange	Eurex
Currency	EUR
Security type	Future
Underlying	AMADEUS IT GROUP SA
Maturity	12-2025
Contract size	100

### Market data

Bid (Bid size)	- EUR (-)
Ask (Ask size)	- EUR (-)
Open	61.2722 EUR
High	61.2722 EUR
Low	61.2722 EUR
Close (prev. day)	62.775 EUR
Underlying	AMADEUS IT GROUP SA
Underlying price (date)	59.56 (24/05/03)
Settlement price (date)	61.27 (24/05/03)
Open Interest	0

### Performance and Risk

	6m	1y	3y
Perf (%)	+3.43%	-7.91%	-
Perf (abs.)	+2.03	-5.27	-
Beta	-	-	-
Volatility	22.95	21.26	-

### Futures and Options

Related Futures	-
Related Options	-












5y

Information about previous performance does not guarantee future performance.  
Source: FactSet

### Price data

Ø price 5 days   Ø volume 5 days (pcs.)	61.7063 EUR (0)
Ø price 30 days   Ø volume 30 days (pcs.)	59.9930 EUR (0)
Ø price 100 days   Ø volume 100 days (pcs.)	63.1422 EUR (0)
Ø price 250 days   Ø volume 250 days (pcs.)	65.4299 EUR (0)
YTD High   date	68.3159 EUR (2024/01/26)
YTD Low   date	56.0361 EUR (2024/02/29)
52 Weeks High   date	74.4492 EUR (2023/06/16)
52 Weeks Low   date	55.6435 EUR (2023/10/26)

### Recent Research

on underlying	on sector	on market	
Date		Headline	Download
2023/10/27		Global Equity Ratings	
2023/10/27		Aktienempfehlungen Global	
2023/09/29		Global Equity Ratings	
2023/09/29		Aktienempfehlungen Global	
2023/09/08		Global Equity Ratings	