

# BAYER AG FUTURE (BAYG) - EUX/202512

2024/05/16 18:30:29

**Price**  
**30.0974** EUR

**Difference**  **-2.38% (-0.73)**

### General attributes

|               |          |
|---------------|----------|
| Symbol        | BAYGZ25  |
| Exchange      | Eurex    |
| Currency      | EUR      |
| Security type | Future   |
| Underlying    | BAYER AG |
| Maturity      | 12-2025  |
| Contract size | 100      |

### Market data

|                         |                  |
|-------------------------|------------------|
| Bid (Bid size)          | - EUR (-)        |
| Ask (Ask size)          | - EUR (-)        |
| Open                    | 30.0974 EUR      |
| High                    | 30.0974 EUR      |
| Low                     | 30.0974 EUR      |
| Close (prev. day)       | 30.8308 EUR      |
| Underlying              | BAYER AG         |
| Underlying price (date) | 28.63 (24/05/17) |
| Settlement price (date) | 30.10 (24/05/16) |
| Open Interest           | 0                |

### Performance and Risk

|             | 6m      | 1y      | 3y |
|-------------|---------|---------|----|
| Perf (%)    | -25.47% | -45.00% | -  |
| Perf (abs.) | -10.29  | -24.63  | -  |
| Beta        | -       | -       | -  |
| Volatility  | 41.71   | 32.73   | -  |

### Futures and Options

|                 |   |
|-----------------|---|
| Related Futures | - |
| Related Options | - |

5y













Information about previous performance does not guarantee future performance.  
 Source: FactSet

### Price data

|   |                          |
|---|--------------------------|
| Ø price 5 days   Ø volume 5 days (pcs.)     | 30.5978 EUR (0)          |
| Ø price 30 days   Ø volume 30 days (pcs.)   | 29.0627 EUR (0)          |
| Ø price 100 days   Ø volume 100 days (pcs.) | 30.0278 EUR (0)          |
| Ø price 250 days   Ø volume 250 days (pcs.) | 39.9135 EUR (0)          |
| YTD High   date                             | 35.5863 EUR (2024/01/09) |
| YTD Low   date                              | 27.1880 EUR (2024/03/19) |
| 52 Weeks High   date                        | 55.9313 EUR (2023/05/26) |
| 52 Weeks Low   date                         | 27.1880 EUR (2024/03/19) |

### Recent Research

| on underlying | on sector   | on market                 |   |
|---------------|---|---------------------------|---|
| Date          |   | Headline                  | Download  |
| 2024/01/23    |  | Global Equity Ratings     |  |
| 2024/01/23    |  | Aktienempfehlungen Global |  |
| 2023/12/21    |  | Global Equity Ratings     |  |
| 2023/12/21    |  | Aktienempfehlungen Global |  |
| 2023/12/07    |  | Global Equity Ratings     |  |