

# E.ON SE FUTURE (EOAI) - EUX/202512

2024/10/18 19:07:09

**Price**  
**13.0132** EUR

**Difference**  **-0.47% (-0.06)**

### General attributes

Symbol	EOAIZ25
Exchange	Eurex
Currency	EUR
Security type	Future
Underlying	E.ON SE
Maturity	12-2025
Contract size	100

### Market data

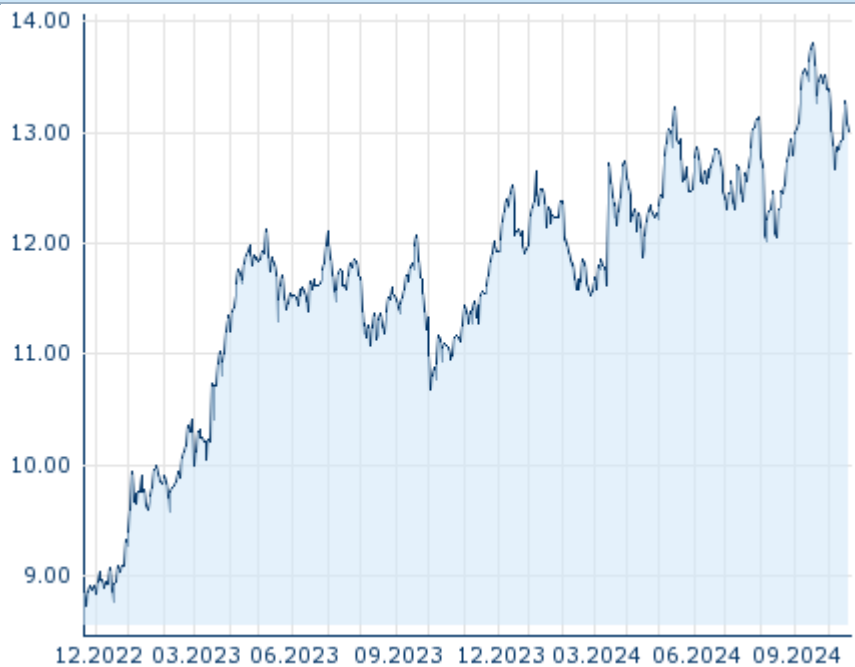
Bid (Bid size)	- EUR (-)
Ask (Ask size)	- EUR (-)
Open	13.0132 EUR
High	13.0132 EUR
Low	13.0132 EUR
Close (prev. day)	13.0744 EUR
Underlying	E.ON SE
Underlying price (date)	13.025 (24/10/18)
Settlement price (date)	13.01 (24/10/18)
Open Interest	0

### Performance and Risk

	6m	1y	3y
Perf (%)	+7.83%	+17.59%	-
Perf (abs.)	+0.94	+1.95	-
Beta	-	-	-
Volatility	17.79	18.15	-

### Futures and Options

Related Futures	-
Related Options	-












Information about previous performance does not guarantee future performance.  
Source: FactSet

### Price data

Ø price 5 days   Ø volume 5 days (pcs.)	13.1002 EUR (0)
Ø price 30 days   Ø volume 30 days (pcs.)	13.2812 EUR (0)
Ø price 100 days   Ø volume 100 days (pcs.)	12.8336 EUR (0)
Ø price 250 days   Ø volume 250 days (pcs.)	12.4035 EUR (0)
YTD High   date	13.8022 EUR (2024/09/17)
YTD Low   date	11.5357 EUR (2024/02/27)
52 Weeks High   date	13.8022 EUR (2024/09/17)
52 Weeks Low   date	10.9598 EUR (2023/10/20)

### Recent Research

on underlying	on sector	on market	
Date		Headline	Download
2022/12/19		Global Equity Ratings	
2022/12/19		Aktienempfehlungen Global	
2022/11/28		Global Equity Ratings	
2022/11/28		Aktienempfehlungen Global	
2022/11/18		Global Equity Ratings	