

# CARREFOUR S.A. FUTURE (CARG) - EUX/202512

2024/05/02 18:23:18

**Price**  
**14.9566** EUR

**Difference**  **-1.78% (-0.27)**

### General attributes

Symbol	CARGZ25
Exchange	Eurex
Currency	EUR
Security type	Future
Underlying	CARREFOUR SA
Maturity	12-2025
Contract size	100

### Market data

Bid (Bid size)	- EUR (-)
Ask (Ask size)	- EUR (-)
Open	14.9566 EUR
High	14.9566 EUR
Low	14.9566 EUR
Close (prev. day)	15.2269 EUR
Underlying	CARREFOUR SA
Underlying price (date)	15.535 (24/05/02)
Settlement price (date)	14.96 (24/05/02)
Open Interest	0

### Performance and Risk

	6m	1y	3y
Perf (%)	-10.30%	-20.05%	-
Perf (abs.)	-1.75	-3.82	-
Beta	-	-	-
Volatility	21.84	21.43	-

### Futures and Options

Related Futures	-
Related Options	-

5y












Information about previous performance does not guarantee future performance.  
Source: FactSet

### Price data

Ø price 5 days   Ø volume 5 days (pcs.)	15.3109 EUR (0)
Ø price 30 days   Ø volume 30 days (pcs.)	15.3029 EUR (0)
Ø price 100 days   Ø volume 100 days (pcs.)	15.7474 EUR (0)
Ø price 250 days   Ø volume 250 days (pcs.)	16.8227 EUR (0)
YTD High   date	16.8327 EUR (2024/01/04)
YTD Low   date	14.7944 EUR (2024/03/08)
52 Weeks High   date	19.2268 EUR (2023/07/27)
52 Weeks Low   date	14.7944 EUR (2024/03/08)

### Recent Research

on sector		on market	
Date		Headline	Download
2024/04/26		Global Equity Ratings	
2024/04/26		Aktienempfehlungen Global	
2024/04/03		Global Equity Ratings	
2024/04/03		Aktienempfehlungen Global	
2024/03/13		Global Equity Ratings	