

# PROCTER & GAMBLE CO., THE FUTURE (PGFF) - EUX/202512

2024/07/17 18:46:07

5y

**Price**  
**174.9696** USD  
 Difference  1.92% (3.30)

**General attributes**

Symbol PGFFZ25  
 Exchange Eurex  
 Currency USD  
 Security type Future  
 Underlying PROCTER & GAMBLE CO  
 Maturity 12-2025  
 Contract size 100

**Market data**

Bid (Bid size) - USD (-)  
 Ask (Ask size) - USD (-)  
 Open 174.9696 USD  
 High 174.9696 USD  
 Low 174.9696 USD  
 Close (prev. day) 171.6681 USD  
 Underlying PROCTER & GAMBLE CO  
 Underlying price (date) 170.72 (24/07/18)  
 Settlement price (date) 174.97 (24/07/17)  
 Open Interest 0

**Performance and Risk**

	6m	1y	3y
Perf (%)	+12.39%	+11.15%	-
Perf (abs.)	+19.29	+17.55	-
Beta	-	-	-
Volatility	13.76	14.60	-

**Futures and Options**

Related Futures -  
 Related Options -












Information about previous performance does not guarantee future performance.  
 Source: FactSet

**Price data**

Ø price 5 days   Ø volume 5 days (pcs.)	172.5522 USD (0)
Ø price 30 days   Ø volume 30 days (pcs.)	173.0509 USD (0)
Ø price 100 days   Ø volume 100 days (pcs.)	170.3309 USD (0)
Ø price 250 days   Ø volume 250 days (pcs.)	163.7076 USD (0)
YTD High   date	176.0138 USD (2024/06/07)
YTD Low   date	152.3146 USD (2024/01/18)
52 Weeks High   date	176.0138 USD (2024/06/07)
52 Weeks Low   date	148.3140 USD (2023/12/21)

**Recent Research**

on underlying	on sector	on market	
Date		Headline	Download
2024/07/15		Aktienempfehlungen Global	
2024/07/12		Global Equity Ratings	
2024/06/21		Global Equity Ratings	
2024/06/21		Aktienempfehlungen Global	
2024/06/14		Global Equity Ratings	