

ABB LTD. FUTURE (ABBG) - EUX/202512

2024/05/29 18:44:46

Price
49.6542 CHF

Difference  -0.45% (-0.22)

General attributes

Symbol	ABBGZ25
Exchange	Eurex
Currency	CHF
Security type	Future
Underlying	ABB LTD
Maturity	12-2025
Contract size	100

Market data

Bid (Bid size)	- CHF (-)
Ask (Ask size)	- CHF (-)
Open	49.6542 CHF
High	49.6542 CHF
Low	49.6542 CHF
Close (prev. day)	49.8767 CHF
Underlying	ABB LTD
Underlying price (date)	49.37 (24/05/29)
Settlement price (date)	49.65 (24/05/29)
Open Interest	0

Performance and Risk

	6m	1y	3y
Perf (%)	+49.41%	+46.64%	-
Perf (abs.)	+16.49	+15.86	-
Beta	-	-	-
Volatility	18.94	20.14	-

Futures and Options

Related Futures	-
Related Options	-












Information about previous performance does not guarantee future performance.
Source: FactSet

Price data

Ø price 5 days Ø volume 5 days (pcs.)	49.4310 CHF (0)
Ø price 30 days Ø volume 30 days (pcs.)	46.4099 CHF (0)
Ø price 100 days Ø volume 100 days (pcs.)	41.3004 CHF (0)
Ø price 250 days Ø volume 250 days (pcs.)	36.6186 CHF (0)
YTD High date	50.1022 CHF (2024/05/27)
YTD Low date	34.6553 CHF (2024/01/19)
52 Weeks High date	50.1022 CHF (2024/05/27)
52 Weeks Low date	28.9126 CHF (2023/10/20)

Recent Research

on underlying	on sector	on market	
Date		Headline	Download
2024/05/29		Global Equity Ratings	
2024/05/29		Aktienempfehlungen Global	
2024/04/26		Global Equity Ratings	
2024/04/26		Aktienempfehlungen Global	
2024/04/03		Global Equity Ratings	