


BANCO SANTANDER S.A. FUTURE (SANH) - EUX/202512

2024/07/26 18:35:49

Price
4.4668 EUR

Difference  **-0.57% (-0.03)**

General attributes

| | |
|---------------|--------------------|
| Symbol | SANHZ25 |
| Exchange | Eurex |
| Currency | EUR |
| Security type | Future |
| Underlying | BANCO SANTANDER SA |
| Maturity | 12-2025 |
| Contract size | 100 |

Market data

| | |
|-------------------------|--------------------|
| Bid (Bid size) | - EUR (-) |
| Ask (Ask size) | - EUR (-) |
| Open | 4.4668 EUR |
| High | 4.4668 EUR |
| Low | 4.4668 EUR |
| Close (prev. day) | 4.4924 EUR |
| Underlying | BANCO SANTANDER SA |
| Underlying price (date) | 4.53 (24/07/26) |
| Settlement price (date) | 4.47 (24/07/26) |
| Open Interest | 0 |

Performance and Risk

| | 6m | 1y | 3y |
|-------------|---------|---------|----|
| Perf (%) | +25.72% | +21.97% | - |
| Perf (abs.) | +0.91 | +0.80 | - |
| Beta | - | - | - |
| Volatility | 26.35 | 25.01 | - |

Futures and Options

| | |
|-----------------|---|
| Related Futures | - |
| Related Options | - |













Information about previous performance does not guarantee future performance.
 Source: FactSet

Price data

| | |
|---|-------------------------|
| Ø price 5 days Ø volume 5 days (pcs.) | 4.5186 EUR (0) |
| Ø price 30 days Ø volume 30 days (pcs.) | 4.4101 EUR (0) |
| Ø price 100 days Ø volume 100 days (pcs.) | 4.4707 EUR (0) |
| Ø price 250 days Ø volume 250 days (pcs.) | 3.9542 EUR (0) |
| YTD High date | 4.8589 EUR (2024/05/20) |
| YTD Low date | 3.4663 EUR (2024/01/29) |
| 52 Weeks High date | 4.8589 EUR (2024/05/20) |
| 52 Weeks Low date | 3.2912 EUR (2023/10/24) |

Recent Research

| on underlying | | on sector | | on market | |
|---------------|---|---------------------------|--|---|--|
| Date | | Headline | | Download | |
| 2024/07/24 |  | Global Equity Ratings | |  | |
| 2024/07/24 |  | Aktienempfehlungen Global | |  | |
| 2024/07/15 |  | Aktienempfehlungen Global | |  | |
| 2024/07/12 |  | Global Equity Ratings | |  | |
| 2024/06/21 |  | Global Equity Ratings | |  | |