

GEBERIT AG FUTURE (GBRI) - EUX/202512

2024/06/11 18:55:33

Price
548.095 CHF

Difference  -0.82% (-4.55)

General attributes

Symbol	GBRIZ25
Exchange	Eurex
Currency	CHF
Security type	Future
Underlying	GEBERIT AG
Maturity	12-2025
Contract size	100

Market data

Bid (Bid size)	- CHF (-)
Ask (Ask size)	- CHF (-)
Open	548.095 CHF
High	548.095 CHF
Low	548.095 CHF
Close (prev. day)	552.649 CHF
Underlying	GEBERIT AG
Underlying price (date)	554.00 (24/06/12)
Settlement price (date)	548.10 (24/06/11)
Open Interest	0

Performance and Risk

	6m	1y	3y
Perf (%)	+9.19%	+12.65%	-
Perf (abs.)	+46.11	+61.56	-
Beta	-	-	-
Volatility	22.34	24.59	-

Futures and Options

Related Futures	-
Related Options	-










Information about previous performance does not guarantee future performance.
Source: FactSet

Price data

Ø price 5 days Ø volume 5 days (pcs.)	552.609 CHF (0)
Ø price 30 days Ø volume 30 days (pcs.)	549.338 CHF (0)
Ø price 100 days Ø volume 100 days (pcs.)	515.865 CHF (0)
Ø price 250 days Ø volume 250 days (pcs.)	486.249 CHF (0)
YTD High date	570.167 CHF (2024/05/24)
YTD Low date	477.605 CHF (2024/01/18)
52 Weeks High date	570.167 CHF (2024/05/24)
52 Weeks Low date	408.352 CHF (2023/10/25)

Recent Research

on underlying	on sector	on market	
Date		Headline	Download
2022/12/19		Global Equity Ratings	
2022/12/19		Aktienempfehlungen Global	
2022/11/28		Global Equity Ratings	
2022/11/28		Aktienempfehlungen Global	
2022/11/18		Global Equity Ratings	