

# GEBERIT AG FUTURE (GBRI) - EUX/202512

2024/04/30 18:39:20

**Price**  
**493.0879** CHF  
**Difference**  **-0.99% (-4.95)**

### General attributes

**Symbol** GBRIZ25  
**Exchange** Eurex  
**Currency** CHF  
**Security type** Future  
**Underlying** GEBERIT AG  
**Maturity** 12-2025  
**Contract size** 100

### Market data

**Bid (Bid size)** - CHF (-)  
**Ask (Ask size)** - CHF (-)  
**Open** 493.0879 CHF  
**High** 493.0879 CHF  
**Low** 493.0879 CHF  
**Close (prev. day)** 498.0417 CHF  
**Underlying** GEBERIT AG  
**Underlying price (date)** 493.60 (24/04/30)  
**Settlement price (date)** 493.09 (24/04/30)  
**Open Interest** 0

### Performance and Risk

	6m	1y	3y
<b>Perf (%)</b>	+20.07%	-2.90%	-
<b>Perf (abs.)</b>	+82.43	-14.71	-
<b>Beta</b>	-	-	-
<b>Volatility</b>	26.50	24.41	-

### Futures and Options

**Related Futures** -  
**Related Options** -

5y












Information about previous performance does not guarantee future performance.  
 Source: FactSet

### Price data

<b>Ø price 5 days   Ø volume 5 days (pcs.)</b>	491.5175 CHF (0)
<b>Ø price 30 days   Ø volume 30 days (pcs.)</b>	504.8097 CHF (0)
<b>Ø price 100 days   Ø volume 100 days (pcs.)</b>	505.1807 CHF (0)
<b>Ø price 250 days   Ø volume 250 days (pcs.)</b>	479.4499 CHF (0)
<b>YTD High   date</b>	535.0937 CHF (2024/03/21)
<b>YTD Low   date</b>	477.6047 CHF (2024/01/18)
<b>52 Weeks High   date</b>	539.6142 CHF (2023/12/15)
<b>52 Weeks Low   date</b>	408.3518 CHF (2023/10/25)

### Recent Research

on underlying	on sector	on market	
<b>Date</b>		<b>Headline</b>	<b>Download</b>
2022/12/19		Global Equity Ratings	
2022/12/19		Aktienempfehlungen Global	
2022/11/28		Global Equity Ratings	
2022/11/28		Aktienempfehlungen Global	
2022/11/18		Global Equity Ratings	