


# ALIBABA GROUP HOLDING LTD. FUTURE (BABF) - EUX/202512

2024/08/14 18:36:08

**Price**  
**83.4706** USD

**Difference**  **-1.44% (-1.22)**

**General attributes**

**Symbol** BABFZ25  
**Exchange** Eurex  
**Currency** USD  
**Security type** Future  
**Underlying** ALIBABA GROUP HOLDING LTD. SP. ADR  
**Maturity** 12-2025  
**Contract size** 100

**Market data**

**Bid (Bid size)** - USD (-)  
**Ask (Ask size)** - USD (-)  
**Open** 83.4706 USD  
**High** 83.4706 USD  
**Low** 83.4706 USD  
**Close (prev. day)** 84.694 USD  
**Underlying** ALIBABA GROUP HOLDING LTD. SP. ADR  
**Underlying price (date)** 79.47 (24/08/14)  
**Settlement price (date)** 83.47 (24/08/14)  
**Open Interest** 0

**Performance and Risk**

	6m	1y	3y
<b>Perf (%)</b>	+6.26%	-20.87%	-
<b>Perf (abs.)</b>	+4.92	-22.01	-
<b>Beta</b>	-	-	-
<b>Volatility</b>	33.08	33.98	-

**Futures and Options**

**Related Futures** -  
**Related Options** -












Information about previous performance does not guarantee future performance.  
 Source: FactSet

**Price data**

<b>Ø price 5 days   Ø volume 5 days (pcs.)</b>	84.1581 USD (0)
<b>Ø price 30 days   Ø volume 30 days (pcs.)</b>	81.6364 USD (0)
<b>Ø price 100 days   Ø volume 100 days (pcs.)</b>	81.3670 USD (0)
<b>Ø price 250 days   Ø volume 250 days (pcs.)</b>	84.4745 USD (0)
<b>YTD High   date</b>	93.6184 USD (2024/05/17)
<b>YTD Low   date</b>	72.5686 USD (2024/01/19)
<b>52 Weeks High   date</b>	106.6647 USD (2023/09/01)
<b>52 Weeks Low   date</b>	72.5686 USD (2024/01/19)

**Recent Research**

on underlying		on sector	
Date		Headline	Download
2024/08/12		Global Equity Ratings	
2024/08/12		Aktienempfehlungen Global	
2024/07/24		Global Equity Ratings	
2024/07/24		Aktienempfehlungen Global	
2024/07/15		Aktienempfehlungen Global	