

## INTEL CORP. FUTURE (INTF) - EUX/202512

2024/09/02 14:18:51

Price  
23.0328 USD

Difference  0.00% (0.00)

## General attributes

Symbol	INTFZ25
Exchange	Eurex
Currency	USD
Security type	Future
Underlying	INTEL CORP.
Maturity	12-2025
Contract size	100

## Market data

Bid (Bid size)	- USD (-)
Ask (Ask size)	- USD (-)
Open	23.0328 USD
High	23.0328 USD
Low	23.0328 USD
Close (prev. day)	23.0328 USD
Underlying	INTEL CORP.
Underlying price (date)	22.04 (24/08/30)
Settlement price (date)	23.03 (24/09/02)
Open Interest	0

## Performance and Risk

	6m	1y	3y
Perf (%)	-50.94%	-41.37%	-
Perf (abs.)	-23.91	-16.25	-
Beta	-	-	-
Volatility	58.26	49.10	-

## Futures and Options

Related Futures	-
Related Options	-












5y

Information about previous performance does not guarantee future performance.  
Source: FactSet

## Price data

Ø price 5 days   Ø volume 5 days (pcs.)	21.7733 USD (0)
Ø price 30 days   Ø volume 30 days (pcs.)	24.4596 USD (0)
Ø price 100 days   Ø volume 100 days (pcs.)	30.9562 USD (0)
Ø price 250 days   Ø volume 250 days (pcs.)	39.2903 USD (0)
YTD High   date	53.3942 USD (2024/01/25)
YTD Low   date	20.5030 USD (2024/08/28)
52 Weeks High   date	54.2276 USD (2023/12/27)
52 Weeks Low   date	20.5030 USD (2024/08/28)

## Recent Research

on underlying		on sector		on market	
Date		Headline		Download	
2024/08/12		Global Equity Ratings			
2024/08/12		Aktienempfehlungen Global			
2024/07/24		Global Equity Ratings			
2024/07/24		Aktienempfehlungen Global			
2024/07/15		Aktienempfehlungen Global		