

INTEL CORP. FUTURE (INTF) - EUX/202512

2024/07/26 18:35:27

Price
32.6215 USDDifference  -0.63% (-0.21)

General attributes

Symbol	INTFZ25
Exchange	Eurex
Currency	USD
Security type	Future
Underlying	INTEL CORP.
Maturity	12-2025
Contract size	100

Market data

Bid (Bid size)	- USD (-)
Ask (Ask size)	- USD (-)
Open	32.6215 USD
High	32.6215 USD
Low	32.6215 USD
Close (prev. day)	32.8281 USD
Underlying	INTEL CORP.
Underlying price (date)	31.35 (24/07/26)
Settlement price (date)	32.62 (24/07/26)
Open Interest	0

Performance and Risk

	6m	1y	3y
Perf (%)	-30.65%	-11.29%	-
Perf (abs.)	-14.42	-4.15	-
Beta	-	-	-
Volatility	33.48	36.81	-

Futures and Options

Related Futures	-
Related Options	-












Information about previous performance does not guarantee future performance.
Source: FactSet

Price data

Ø price 5 days Ø volume 5 days (pcs.)	33.6175 USD (0)
Ø price 30 days Ø volume 30 days (pcs.)	33.8644 USD (0)
Ø price 100 days Ø volume 100 days (pcs.)	36.5848 USD (0)
Ø price 250 days Ø volume 250 days (pcs.)	40.8127 USD (0)
YTD High date	53.3942 USD (2024/01/25)
YTD Low date	31.6397 USD (2024/05/08)
52 Weeks High date	54.2276 USD (2023/12/27)
52 Weeks Low date	31.6397 USD (2024/05/08)

Recent Research

on underlying	on sector	on market	
Date		Headline	Download
2024/07/24		Global Equity Ratings	
2024/07/24		Aktienempfehlungen Global	
2024/07/15		Aktienempfehlungen Global	
2024/07/12		Global Equity Ratings	
2024/06/21		Global Equity Ratings	