

INTEL CORP. FUTURE (INTF) - EUX/202512

2024/05/02 18:23:42

Price
32.1915 USDDifference  -1.65% (-0.54)

General attributes

Symbol	INTFZ25
Exchange	Eurex
Currency	USD
Security type	Future
Underlying	INTEL CORP.
Maturity	12-2025
Contract size	100

Market data

Bid (Bid size)	- USD (-)
Ask (Ask size)	- USD (-)
Open	32.1915 USD
High	32.1915 USD
Low	32.1915 USD
Close (prev. day)	32.7314 USD
Underlying	INTEL CORP.
Underlying price (date)	30.515 (24/05/02)
Settlement price (date)	32.19 (24/05/02)
Open Interest	0

Performance and Risk

	6m	1y	3y
Perf (%)	-20.67%	+0.93%	-
Perf (abs.)	-8.39	+0.30	-
Beta	-	-	-
Volatility	38.54	38.57	-

Futures and Options

Related Futures	-
Related Options	-












Information about previous performance does not guarantee future performance.
Source: FactSet

Price data

Ø price 5 days Ø volume 5 days (pcs.)	33.7890 USD (0)
Ø price 30 days Ø volume 30 days (pcs.)	40.2327 USD (0)
Ø price 100 days Ø volume 100 days (pcs.)	45.8791 USD (0)
Ø price 250 days Ø volume 250 days (pcs.)	41.2628 USD (0)
YTD High date	53.3942 USD (2024/01/25)
YTD Low date	32.1915 USD (2024/05/02)
52 Weeks High date	54.2276 USD (2023/12/27)
52 Weeks Low date	28.8335 USD (2023/05/25)

Recent Research

on underlying	on sector	on market	
Date		Headline	Download
2024/04/26		Global Equity Ratings	
2024/04/26		Aktienempfehlungen Global	
2024/04/03		Global Equity Ratings	
2024/04/03		Aktienempfehlungen Global	
2024/03/13		Global Equity Ratings	