

FRESENIUS SE&CO.KGAA STO.TRA. FUTURE (1FRE) - EUX/202512

2024/04/25 18:47:36

Price
28.8131 EUR

Difference  -0.47% (-0.14)

General attributes

Symbol	1FREZ25
Exchange	Eurex
Currency	EUR
Security type	Future
Underlying	FRESENIUS SE & CO. KGAA
Maturity	12-2025
Contract size	100

Market data

Bid (Bid size)	- EUR (-)
Ask (Ask size)	- EUR (-)
Open	28.8131 EUR
High	28.8131 EUR
Low	28.8131 EUR
Close (prev. day)	28.9495 EUR
Underlying	FRESENIUS SE & CO. KGAA
Underlying price (date)	27.18 (24/04/25)
Settlement price (date)	28.81 (24/04/25)
Open Interest	0

Performance and Risk

	6m	1y	3y
Perf (%)	+6.25%	+2.13%	-
Perf (abs.)	+1.70	+0.60	-
Beta	-	-	-
Volatility	24.06	26.47	-

Futures and Options

Related Futures	-
Related Options	-

5y












Information about previous performance does not guarantee future performance.
Source: FactSet

Price data

Ø price 5 days Ø volume 5 days (pcs.)	28.9168 EUR (0)
Ø price 30 days Ø volume 30 days (pcs.)	27.1349 EUR (0)
Ø price 100 days Ø volume 100 days (pcs.)	28.1979 EUR (0)
Ø price 250 days Ø volume 250 days (pcs.)	29.1125 EUR (0)
YTD High date	30.8292 EUR (2024/01/04)
YTD Low date	26.0276 EUR (2024/03/25)
52 Weeks High date	33.9651 EUR (2023/09/20)
52 Weeks Low date	26.0276 EUR (2024/03/25)

Recent Research

on underlying	on sector	on market	
Date		Headline	Download
2022/05/04		Global Equity Ratings	
2022/05/04		Aktienempfehlungen Global	
2022/04/27		Global Equity Ratings	
2022/04/27		Aktienempfehlungen Global	
2022/04/14		Global Equity Ratings	