


TOTAL ENERG.SE STOCK TRACKING FUTURE (1TOT) - EUX/202512

2024/08/13 19:01:06

Price
64.4896 EUR

Difference  **-0.62% (-0.40)**

General attributes

Symbol	1TOTZ25
Exchange	Eurex
Currency	EUR
Security type	Future
Underlying	TOTALENERGIES SE
Maturity	12-2025
Contract size	100

Market data

Bid (Bid size)	- EUR (-)
Ask (Ask size)	- EUR (-)
Open	64.4896 EUR
High	64.4896 EUR
Low	64.4896 EUR
Close (prev. day)	64.8911 EUR
Underlying	TOTALENERGIES SE
Underlying price (date)	61.35 (24/08/13)
Settlement price (date)	64.49 (24/08/13)
Open Interest	0

Performance and Risk

	6m	1y	3y
Perf (%)	-0.03%	+2.48%	-
Perf (abs.)	-0.02	+1.56	-
Beta	-	-	-
Volatility	19.06	18.41	-

Futures and Options

Related Futures	-
Related Options	-












Information about previous performance does not guarantee future performance.
 Source: FactSet

Price data

Ø price 5 days Ø volume 5 days (pcs.)	64.4087 EUR (0)
Ø price 30 days Ø volume 30 days (pcs.)	66.0387 EUR (0)
Ø price 100 days Ø volume 100 days (pcs.)	68.7587 EUR (0)
Ø price 250 days Ø volume 250 days (pcs.)	67.0689 EUR (0)
YTD High date	73.9935 EUR (2024/04/26)
YTD Low date	61.8054 EUR (2024/01/22)
52 Weeks High date	73.9935 EUR (2024/04/26)
52 Weeks Low date	61.8054 EUR (2024/01/22)

Recent Research

on underlying on sector on market			
Date		Headline	Download
2024/08/12		Global Equity Ratings	
2024/08/12		Aktienempfehlungen Global	
2024/07/24		Global Equity Ratings	
2024/07/24		Aktienempfehlungen Global	
2024/07/15		Aktienempfehlungen Global	