

# TOTAL ENERG.SE STOCK TRACKING FUTURE (1TOT) - EUX/202512

2024/07/12 18:34:23

Price  
**67.328** EUR

Difference  1.07% (0.71)

### General attributes

Symbol	1TOTZ25
Exchange	Eurex
Currency	EUR
Security type	Future
Underlying	TOTALENERGIES SE
Maturity	12-2025
Contract size	100

### Market data

Bid (Bid size)	- EUR (-)
Ask (Ask size)	- EUR (-)
Open	67.328 EUR
High	67.328 EUR
Low	67.328 EUR
Close (prev. day)	66.6173 EUR
Underlying	TOTALENERGIES SE
Underlying price (date)	63.50 (24/07/12)
Settlement price (date)	67.33 (24/07/12)
Open Interest	0

### Performance and Risk

	6m	1y	3y
Perf (%)	+4.84%	+15.63%	-
Perf (abs.)	+3.11	+9.10	-
Beta	-	-	-
Volatility	18.84	18.98	-

### Futures and Options

Related Futures	-
Related Options	-

5y












Information about previous performance does not guarantee future performance.  
Source: FactSet

### Price data

Ø price 5 days   Ø volume 5 days (pcs.)	67.283 EUR (0)
Ø price 30 days   Ø volume 30 days (pcs.)	67.452 EUR (0)
Ø price 100 days   Ø volume 100 days (pcs.)	68.648 EUR (0)
Ø price 250 days   Ø volume 250 days (pcs.)	66.702 EUR (0)
YTD High   date	73.994 EUR (2024/04/26)
YTD Low   date	61.805 EUR (2024/01/22)
52 Weeks High   date	73.994 EUR (2024/04/26)
52 Weeks Low   date	56.371 EUR (2023/07/17)

### Recent Research

on underlying	on sector	on market	
Date		Headline	Download
2024/07/12		Global Equity Ratings	
2024/07/12		Aktienempfehlungen Global	
2024/06/21		Global Equity Ratings	
2024/06/21		Aktienempfehlungen Global	
2024/06/14		Global Equity Ratings	