

TOTAL ENERG.SE STOCK TRACKING FUTURE (1TOT) - EUX/202512

2024/05/15 18:24:21

Price
71.7004 EUR

Difference  **-1.24% (-0.90)**

General attributes

Symbol	1TOTZ25
Exchange	Eurex
Currency	EUR
Security type	Future
Underlying	TOTALENERGIES SE
Maturity	12-2025
Contract size	100

Market data

Bid (Bid size)	- EUR (-)
Ask (Ask size)	- EUR (-)
Open	71.7004 EUR
High	71.7004 EUR
Low	71.7004 EUR
Close (prev. day)	72.6039 EUR
Underlying	TOTALENERGIES SE
Underlying price (date)	66.90 (24/05/16)
Settlement price (date)	71.70 (24/05/15)
Open Interest	0



Information about previous performance does not guarantee future performance.
 Source: FactSet

Performance and Risk

	6m	1y	3y
Perf (%)	+5.48%	+16.62%	-
Perf (abs.)	+3.72	+10.22	-
Beta	-	-	-
Volatility	17.86	19.54	-










Futures and Options

Related Futures	-
Related Options	-

Price data

Ø price 5 days Ø volume 5 days (pcs.)	72.5991 EUR (0)
Ø price 30 days Ø volume 30 days (pcs.)	72.1633 EUR (0)
Ø price 100 days Ø volume 100 days (pcs.)	66.9679 EUR (0)
Ø price 250 days Ø volume 250 days (pcs.)	65.1377 EUR (0)
YTD High date	73.9935 EUR (2024/04/26)
YTD Low date	61.8054 EUR (2024/01/22)
52 Weeks High date	73.9935 EUR (2024/04/26)
52 Weeks Low date	56.1880 EUR (2023/07/06)

Recent Research

on underlying on sector on market			
Date		Headline	Download
2024/04/26		Global Equity Ratings	
2024/04/26		Aktienempfehlungen Global	
2024/04/03		Global Equity Ratings	
2024/04/03		Aktienempfehlungen Global	
2024/03/13		Global Equity Ratings	