

# AMGEN INC. FUTURE (AMGF) - EUX/202512

2024/04/24 18:35:07

Price  
**280.4929** USD

Difference  -0.16% (-0.46)

### General attributes

Symbol	AMGFZ25
Exchange	Eurex
Currency	USD
Security type	Future
Underlying	AMGEN INC.
Maturity	12-2025
Contract size	100

### Market data

Bid (Bid size)	- USD (-)
Ask (Ask size)	- USD (-)
Open	280.4929 USD
High	280.4929 USD
Low	280.4929 USD
Close (prev. day)	280.95 USD
Underlying	AMGEN INC.
Underlying price (date)	273.01 (24/04/24)
Settlement price (date)	280.49 (24/04/24)
Open Interest	0

### Performance and Risk

	6m	1y	3y
Perf (%)	-3.43%	+11.78%	-
Perf (abs.)	-9.96	+29.55	-
Beta	-	-	-
Volatility	22.72	23.41	-

### Futures and Options

Related Futures	-
Related Options	-

5y












Information about previous performance does not guarantee future performance.  
Source: FactSet

### Price data

Ø price 5 days   Ø volume 5 days (pcs.)	276.6189 USD (0)
Ø price 30 days   Ø volume 30 days (pcs.)	279.7728 USD (0)
Ø price 100 days   Ø volume 100 days (pcs.)	294.8797 USD (0)
Ø price 250 days   Ø volume 250 days (pcs.)	272.9866 USD (0)
YTD High   date	334.0590 USD (2024/02/02)
YTD Low   date	270.2431 USD (2024/04/17)
52 Weeks High   date	334.0590 USD (2024/02/02)
52 Weeks Low   date	219.5964 USD (2023/06/01)

### Recent Research

on underlying	on sector	on market	
Date		Headline	Download
2024/04/03		Global Equity Ratings	
2024/04/03		Aktienempfehlungen Global	
2024/03/13		Global Equity Ratings	
2024/03/13		Aktienempfehlungen Global	
2024/02/22		Aktienempfehlungen Global	