

BASF SE FUTURE (BASG) - EUX/202512

2024/10/18 19:07:02

Price
46.8062 EUR

Difference  1.73% (0.80)

General attributes

Symbol	BASGZ25
Exchange	Eurex
Currency	EUR
Security type	Future
Underlying	BASF SE
Maturity	12-2025
Contract size	100

Market data

Bid (Bid size)	- EUR (-)
Ask (Ask size)	- EUR (-)
Open	46.8062 EUR
High	46.8062 EUR
Low	46.8062 EUR
Close (prev. day)	46.0098 EUR
Underlying	BASF SE
Underlying price (date)	46.99 (24/10/18)
Settlement price (date)	46.81 (24/10/18)
Open Interest	0

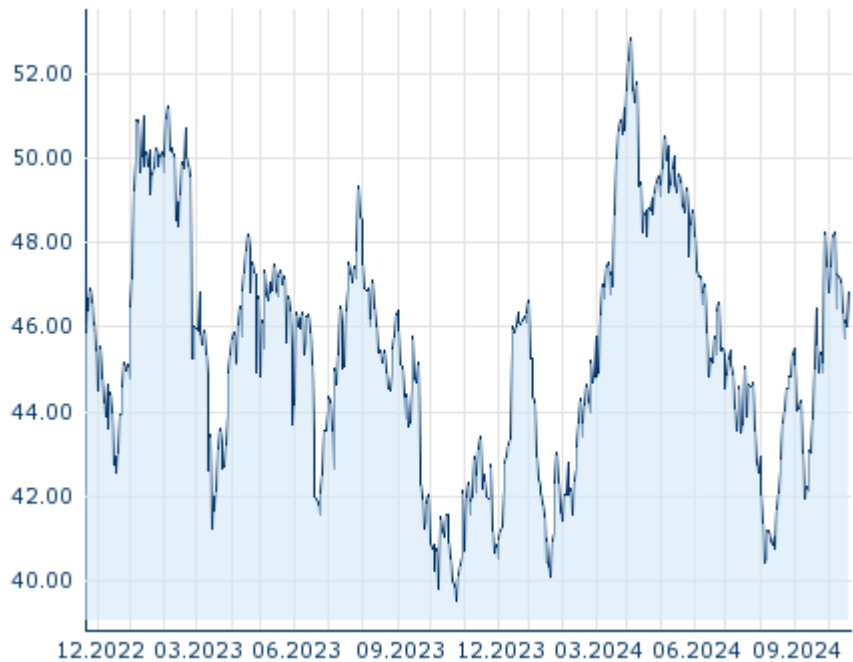
Performance and Risk

	6m	1y	3y
Perf (%)	-4.06%	+14.24%	-
Perf (abs.)	-1.98	+5.83	-
Beta	-	-	-
Volatility	23.62	24.26	-

Futures and Options

Related Futures	-
Related Options	-

5y












Information about previous performance does not guarantee future performance.
Source: FactSet

Price data

Ø price 5 days Ø volume 5 days (pcs.)	46.2190 EUR (0)
Ø price 30 days Ø volume 30 days (pcs.)	45.6577 EUR (0)
Ø price 100 days Ø volume 100 days (pcs.)	44.7060 EUR (0)
Ø price 250 days Ø volume 250 days (pcs.)	45.2042 EUR (0)
YTD High date	52.8317 EUR (2024/04/04)
YTD Low date	40.1024 EUR (2024/01/22)
52 Weeks High date	52.8317 EUR (2024/04/04)
52 Weeks Low date	39.5430 EUR (2023/10/25)

Recent Research

on underlying	on sector	on market	
Date		Headline	Download
2024/09/27		Global Equity Ratings	
2024/09/27		Aktienempfehlungen Global	
2024/09/11		Global Equity Ratings	
2024/09/11		Aktienempfehlungen Global	
2024/09/05		Global Equity Ratings	