

BASF SE FUTURE (BASG) - EUX/202512

2024/04/19 18:41:29

Price
48.1287 EUR

Difference  -1.35% (-0.66)

General attributes

Symbol	BASGZ25
Exchange	Eurex
Currency	EUR
Security type	Future
Underlying	BASF SE
Maturity	12-2025
Contract size	100

Market data

Bid (Bid size)	- EUR (-)
Ask (Ask size)	- EUR (-)
Open	48.1287 EUR
High	48.1287 EUR
Low	48.1287 EUR
Close (prev. day)	48.786 EUR
Underlying	BASF SE
Underlying price (date)	50.44 (24/04/19)
Settlement price (date)	48.13 (24/04/19)
Open Interest	0

Performance and Risk

	6m	1y	3y
Perf (%)	+18.66%	-0.16%	-
Perf (abs.)	+7.57	-0.08	-
Beta	-	-	-
Volatility	24.94	26.81	-

Futures and Options

Related Futures	-
Related Options	-

5y












Information about previous performance does not guarantee future performance.
Source: FactSet

Price data

Ø price 5 days Ø volume 5 days (pcs.)	48.6543 EUR (0)
Ø price 30 days Ø volume 30 days (pcs.)	49.5158 EUR (0)
Ø price 100 days Ø volume 100 days (pcs.)	45.1922 EUR (0)
Ø price 250 days Ø volume 250 days (pcs.)	44.6711 EUR (0)
YTD High date	52.8317 EUR (2024/04/04)
YTD Low date	40.1024 EUR (2024/01/22)
52 Weeks High date	52.8317 EUR (2024/04/04)
52 Weeks Low date	39.5430 EUR (2023/10/25)

Recent Research

on underlying	on sector	on market	
Date		Headline	Download
2024/04/03		Global Equity Ratings	
2024/04/03		Aktienempfehlungen Global	
2024/03/13		Global Equity Ratings	
2024/03/13		Aktienempfehlungen Global	
2024/02/22		Aktienempfehlungen Global	