

# AMADEUS IT GROUP S.A. FUTURE (AI3F) - EUX/202512

2024/08/09 18:43:08

Price  
**58.3215** EUR

Difference  0.64% (0.37)

### General attributes

Symbol	AI3FZ25
Exchange	Eurex
Currency	EUR
Security type	Future
Underlying	AMADEUS IT GROUP SA
Maturity	12-2025
Contract size	100

### Market data

Bid (Bid size)	- EUR (-)
Ask (Ask size)	- EUR (-)
Open	58.3215 EUR
High	58.3215 EUR
Low	58.3215 EUR
Close (prev. day)	57.9499 EUR
Underlying	AMADEUS IT GROUP SA
Underlying price (date)	56.80 (24/08/09)
Settlement price (date)	58.32 (24/08/09)
Open Interest	0

### Performance and Risk

	6m	1y	3y
Perf (%)	-12.75%	-14.07%	-
Perf (abs.)	-8.47	-9.49	-
Beta	-	-	-
Volatility	25.20	22.43	-

### Futures and Options

Related Futures	-
Related Options	-












Information about previous performance does not guarantee future performance.  
Source: FactSet

### Price data

Ø price 5 days   Ø volume 5 days (pcs.)	57.8232 EUR (0)
Ø price 30 days   Ø volume 30 days (pcs.)	62.7825 EUR (0)
Ø price 100 days   Ø volume 100 days (pcs.)	63.3117 EUR (0)
Ø price 250 days   Ø volume 250 days (pcs.)	63.6813 EUR (0)
YTD High   date	70.1091 EUR (2024/06/05)
YTD Low   date	56.0361 EUR (2024/02/29)
52 Weeks High   date	70.1091 EUR (2024/06/05)
52 Weeks Low   date	55.6435 EUR (2023/10/26)

### Recent Research

on underlying	on sector	on market	
Date		Headline	Download
2023/10/27		Global Equity Ratings	
2023/10/27		Aktienempfehlungen Global	
2023/09/29		Global Equity Ratings	
2023/09/29		Aktienempfehlungen Global	
2023/09/08		Global Equity Ratings	