

AMADEUS IT GROUP S.A. FUTURE (AI3F) - EUX/202512

2024/04/26 18:30:47

Price
61.4512 EUR

Difference  0.73% (0.45)

General attributes

Symbol	AI3FZ25
Exchange	Eurex
Currency	EUR
Security type	Future
Underlying	AMADEUS IT GROUP SA
Maturity	12-2025
Contract size	100

Market data

Bid (Bid size)	- EUR (-)
Ask (Ask size)	- EUR (-)
Open	61.4512 EUR
High	61.4512 EUR
Low	61.4512 EUR
Close (prev. day)	61.0029 EUR
Underlying	AMADEUS IT GROUP SA
Underlying price (date)	59.64 (24/04/26)
Settlement price (date)	61.45 (24/04/26)
Open Interest	0

Performance and Risk

	6m	1y	3y
Perf (%)	+10.44%	-8.31%	-
Perf (abs.)	+5.81	-5.57	-
Beta	-	-	-
Volatility	22.91	21.09	-

Futures and Options

Related Futures	-
Related Options	-

5y












Information about previous performance does not guarantee future performance.
Source: FactSet

Price data

Ø price 5 days Ø volume 5 days (pcs.)	60.7780 EUR (0)
Ø price 30 days Ø volume 30 days (pcs.)	59.6231 EUR (0)
Ø price 100 days Ø volume 100 days (pcs.)	63.4131 EUR (0)
Ø price 250 days Ø volume 250 days (pcs.)	65.5434 EUR (0)
YTD High date	68.3159 EUR (2024/01/26)
YTD Low date	56.0361 EUR (2024/02/29)
52 Weeks High date	74.4492 EUR (2023/06/16)
52 Weeks Low date	55.6435 EUR (2023/10/26)

Recent Research

on underlying	on sector	on market	
Date		Headline	Download
2023/10/27		Global Equity Ratings	
2023/10/27		Aktienempfehlungen Global	
2023/09/29		Global Equity Ratings	
2023/09/29		Aktienempfehlungen Global	
2023/09/08		Global Equity Ratings	