

FIELMANN AG FUTURE (FIEG) - EUX/202512

2024/09/16 18:46:43

Price
47.1903 EUR

Difference  **-1.22% (-0.58)**

General attributes

Symbol	FIEGZ25
Exchange	Eurex
Currency	EUR
Security type	Future
Underlying	FIELMANN GROUP AG
Maturity	12-2025
Contract size	100

Market data

Bid (Bid size)	- EUR (-)
Ask (Ask size)	- EUR (-)
Open	47.1903 EUR
High	47.1903 EUR
Low	47.1903 EUR
Close (prev. day)	47.7734 EUR
Underlying	FIELMANN GROUP AG
Underlying price (date)	47.05 (24/09/17)
Settlement price (date)	47.19 (24/09/16)
Open Interest	0

Performance and Risk

	6m	1y	3y
Perf (%)	+10.61%	+9.33%	-
Perf (abs.)	+4.53	+4.03	-
Beta	-	-	-
Volatility	21.32	23.31	-

Futures and Options

Related Futures	-
Related Options	-

5y












Information about previous performance does not guarantee future performance.
Source: FactSet

Price data

Ø price 5 days Ø volume 5 days (pcs.)	46.9322 EUR (0)
Ø price 30 days Ø volume 30 days (pcs.)	43.2413 EUR (0)
Ø price 100 days Ø volume 100 days (pcs.)	43.9502 EUR (0)
Ø price 250 days Ø volume 250 days (pcs.)	44.4685 EUR (0)
YTD High date	49.2739 EUR (2024/01/22)
YTD Low date	40.5177 EUR (2024/08/08)
52 Weeks High date	50.2340 EUR (2023/12/18)
52 Weeks Low date	40.1828 EUR (2023/11/08)

Recent Research

on sector		on market	
Date		Headline	Download
2024/09/11		Global Equity Ratings	
2024/09/11		Aktienempfehlungen Global	
2024/09/05		Global Equity Ratings	
2024/09/05		Aktienempfehlungen Global	
2024/08/12		Global Equity Ratings	