

ORANGE S.A. FUTURE (FTEG) - EUX/202512

2024/07/26 18:35:17

Price
9.8481 EUR
 Difference  -0.01% (-0.00)

General attributes

Symbol	FTEGZ25
Exchange	Eurex
Currency	EUR
Security type	Future
Underlying	ORANGE SA
Maturity	12-2025
Contract size	100

Market data

Bid (Bid size)	- EUR (-)
Ask (Ask size)	- EUR (-)
Open	9.8481 EUR
High	9.8481 EUR
Low	9.8481 EUR
Close (prev. day)	9.849 EUR
Underlying	ORANGE SA
Underlying price (date)	10.27 (24/07/26)
Settlement price (date)	9.85 (24/07/26)
Open Interest	0

Performance and Risk

	6m	1y	3y
Perf (%)	-6.58%	-1.15%	-
Perf (abs.)	-0.69	-0.11	-
Beta	-	-	-
Volatility	16.26	15.46	-

Futures and Options

Related Futures	-
Related Options	-

5y












Information about previous performance does not guarantee future performance.
 Source: FactSet

Price data

Ø price 5 days Ø volume 5 days (pcs.)	9.7767 EUR (0)
Ø price 30 days Ø volume 30 days (pcs.)	9.3750 EUR (0)
Ø price 100 days Ø volume 100 days (pcs.)	9.7429 EUR (0)
Ø price 250 days Ø volume 250 days (pcs.)	9.9963 EUR (0)
YTD High date	10.6967 EUR (2024/01/23)
YTD Low date	8.9245 EUR (2024/06/14)
52 Weeks High date	10.7164 EUR (2023/09/21)
52 Weeks Low date	8.9245 EUR (2024/06/14)

Recent Research

on sector		on market	
Date		Headline	Download
2024/07/24		Global Equity Ratings	
2024/07/24		Aktienempfehlungen Global	
2024/07/19		Equity Weekly	
2024/07/15		Aktienempfehlungen Global	
2024/07/12		Global Equity Ratings	