

# ALSTOM S.A. FUTURE (AOMJ) - EUX/202512

2024/04/25 18:46:23

**Price**  
15.6966 EUR

**Difference**  -0.86% (-0.14)

### General attributes

Symbol	AOMJZ25
Exchange	Eurex
Currency	EUR
Security type	Future
Underlying	ALSTOM SA
Maturity	12-2025
Contract size	100

### Market data

Bid (Bid size)	- EUR (-)
Ask (Ask size)	- EUR (-)
Open	15.6966 EUR
High	15.6966 EUR
Low	15.6966 EUR
Close (prev. day)	15.8333 EUR
Underlying	ALSTOM SA
Underlying price (date)	15.02 (24/04/26)
Settlement price (date)	15.70 (24/04/25)
Open Interest	0

### Performance and Risk

	6m	1y	3y
Perf (%)	+25.56%	-32.02%	-
Perf (abs.)	+3.19	-7.39	-
Beta	-	-	-
Volatility	48.41	62.30	-

### Futures and Options

Related Futures	-
Related Options	-

5y












Information about previous performance does not guarantee future performance.  
Source: FactSet

### Price data

Ø price 5 days   Ø volume 5 days (pcs.)	15.9646 EUR (0)
Ø price 30 days   Ø volume 30 days (pcs.)	14.6813 EUR (0)
Ø price 100 days   Ø volume 100 days (pcs.)	13.0272 EUR (0)
Ø price 250 days   Ø volume 250 days (pcs.)	19.3891 EUR (0)
YTD High   date	16.2507 EUR (2024/04/22)
YTD Low   date	11.5164 EUR (2024/01/03)
52 Weeks High   date	30.3146 EUR (2023/07/27)
52 Weeks Low   date	11.3032 EUR (2023/12/13)

### Recent Research

on underlying	on sector	on market	
Date		Headline	Download
2022/05/04		Global Equity Ratings	
2022/05/04		Aktienempfehlungen Global	
2022/04/27		Global Equity Ratings	
2022/04/27		Aktienempfehlungen Global	
2022/04/14		Global Equity Ratings	