

ALSTOM S.A. FUTURE (AOMJ) - EUX/202512

2024/04/23 18:24:33

Price
16.1397 EUR
 Difference  -0.68% (-0.11)

General attributes

Symbol	AOMJZ25
Exchange	Eurex
Currency	EUR
Security type	Future
Underlying	ALSTOM SA
Maturity	12-2025
Contract size	100

Market data

Bid (Bid size)	- EUR (-)
Ask (Ask size)	- EUR (-)
Open	16.1397 EUR
High	16.1397 EUR
Low	16.1397 EUR
Close (prev. day)	16.2507 EUR
Underlying	ALSTOM SA
Underlying price (date)	15.335 (24/04/23)
Settlement price (date)	16.14 (24/04/23)
Open Interest	0

Performance and Risk

	6m	1y	3y
Perf (%)	+25.83%	-28.81%	-
Perf (abs.)	+3.31	-6.53	-
Beta	-	-	-
Volatility	48.51	62.31	-

Futures and Options

Related Futures	-
Related Options	-












Information about previous performance does not guarantee future performance.
 Source: FactSet

Price data

Ø price 5 days Ø volume 5 days (pcs.)	15.8468 EUR (0)
Ø price 30 days Ø volume 30 days (pcs.)	14.4674 EUR (0)
Ø price 100 days Ø volume 100 days (pcs.)	12.9551 EUR (0)
Ø price 250 days Ø volume 250 days (pcs.)	19.4517 EUR (0)
YTD High date	16.2507 EUR (2024/04/22)
YTD Low date	11.5164 EUR (2024/01/03)
52 Weeks High date	30.3146 EUR (2023/07/27)
52 Weeks Low date	11.3032 EUR (2023/12/13)

Recent Research

on underlying	on sector	on market	
Date		Headline	Download
2022/05/04		Global Equity Ratings	
2022/05/04		Aktienempfehlungen Global	
2022/04/27		Global Equity Ratings	
2022/04/27		Aktienempfehlungen Global	
2022/04/14		Global Equity Ratings	