


# INFINEON TECHNOLOGIES AG FUTURE (IFXG) - EUX/202512

2024/08/16 19:01:31

**Price**  
**32.6508** EUR

**Difference**  **-0.37% (-0.12)**

**General attributes**

Symbol	IFXGZ25
Exchange	Eurex
Currency	EUR
Security type	Future
Underlying	INFINEON TECHNOLOGIES AG
Maturity	12-2025
Contract size	100

**Market data**

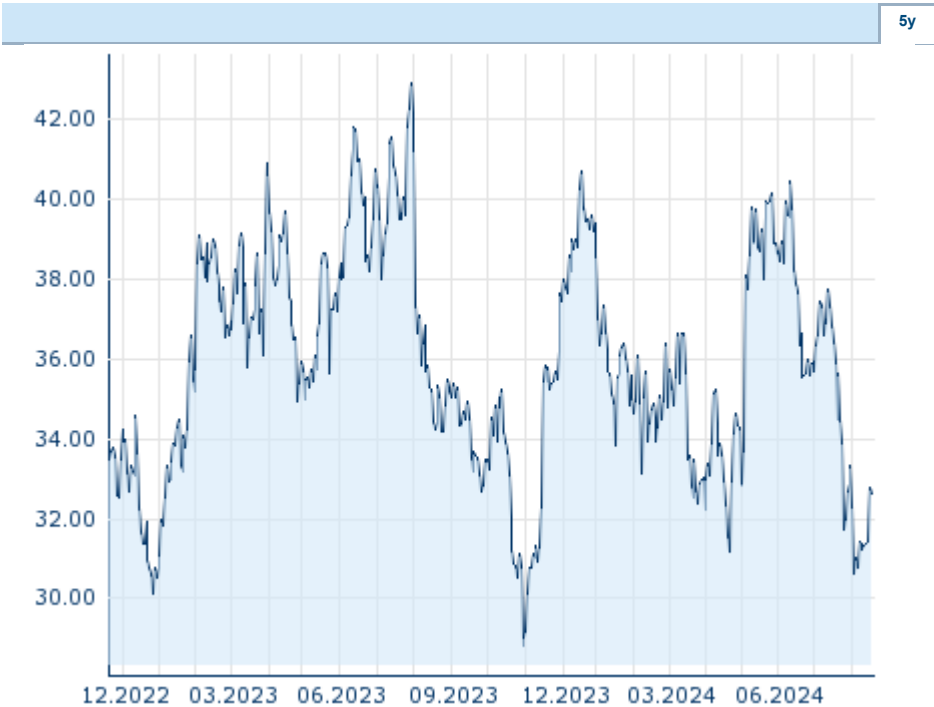
Bid (Bid size)	- EUR (-)
Ask (Ask size)	- EUR (-)
Open	32.6508 EUR
High	32.6508 EUR
Low	32.6508 EUR
Close (prev. day)	32.7733 EUR
Underlying	INFINEON TECHNOLOGIES AG
Underlying price (date)	31.545 (24/08/16)
Settlement price (date)	32.65 (24/08/16)
Open Interest	0

**Performance and Risk**

	6m	1y	3y
Perf (%)	-6.44%	-7.34%	-
Perf (abs.)	-2.25	-2.59	-
Beta	-	-	-
Volatility	39.60	36.53	-

**Futures and Options**

Related Futures	-
Related Options	-












Information about previous performance does not guarantee future performance.  
 Source: FactSet

**Price data**

Ø price 5 days   Ø volume 5 days (pcs.)	31.9113 EUR (0)
Ø price 30 days   Ø volume 30 days (pcs.)	33.7241 EUR (0)
Ø price 100 days   Ø volume 100 days (pcs.)	35.5762 EUR (0)
Ø price 250 days   Ø volume 250 days (pcs.)	35.1764 EUR (0)
YTD High   date	40.4467 EUR (2024/06/12)
YTD Low   date	30.6132 EUR (2024/08/02)
52 Weeks High   date	40.6912 EUR (2023/12/15)
52 Weeks Low   date	28.8141 EUR (2023/10/30)

**Recent Research**

on underlying   on sector   on market			
Date		Headline	Download
2024/08/12		Global Equity Ratings	
2024/08/12		Aktienempfehlungen Global	
2024/07/24		Global Equity Ratings	
2024/07/24		Aktienempfehlungen Global	
2024/07/15		Aktienempfehlungen Global	