

INFINEON TECHNOLOGIES AG FUTURE (IFXG) - EUX/202512

2024/06/07 18:35:54

Price
39.9382 EUR
 Difference  4.02% (1.54)

General attributes

| | |
|---------------|--------------------------|
| Symbol | IFXGZ25 |
| Exchange | Eurex |
| Currency | EUR |
| Security type | Future |
| Underlying | INFINEON TECHNOLOGIES AG |
| Maturity | 12-2025 |
| Contract size | 100 |

Market data

| | |
|-------------------------|--------------------------|
| Bid (Bid size) | - EUR (-) |
| Ask (Ask size) | - EUR (-) |
| Open | 39.9382 EUR |
| High | 39.9382 EUR |
| Low | 39.9382 EUR |
| Close (prev. day) | 38.3954 EUR |
| Underlying | INFINEON TECHNOLOGIES AG |
| Underlying price (date) | 38.01 (24/06/07) |
| Settlement price (date) | 39.94 (24/06/07) |
| Open Interest | 0 |

Performance and Risk

| | 6m | 1y | 3y |
|-------------|--------|--------|----|
| Perf (%) | +4.59% | +1.54% | - |
| Perf (abs.) | +1.75 | +0.60 | - |
| Beta | - | - | - |
| Volatility | 39.39 | 37.19 | - |

Futures and Options

| | |
|-----------------|---|
| Related Futures | - |
| Related Options | - |

5y













Information about previous performance does not guarantee future performance.
 Source: FactSet

Price data

| | |
|---|--------------------------|
| Ø price 5 days Ø volume 5 days (pcs.) | 38.8882 EUR (0) |
| Ø price 30 days Ø volume 30 days (pcs.) | 37.9891 EUR (0) |
| Ø price 100 days Ø volume 100 days (pcs.) | 35.4690 EUR (0) |
| Ø price 250 days Ø volume 250 days (pcs.) | 35.9024 EUR (0) |
| YTD High date | 40.1661 EUR (2024/05/28) |
| YTD Low date | 31.1932 EUR (2024/04/23) |
| 52 Weeks High date | 42.9230 EUR (2023/07/31) |
| 52 Weeks Low date | 28.8141 EUR (2023/10/30) |

Recent Research

| on underlying | on sector | on market | |
|---------------|---|---------------------------|---|
| Date | | Headline | Download |
| 2024/05/29 |  | Global Equity Ratings |  |
| 2024/05/29 |  | Aktienempfehlungen Global |  |
| 2024/04/26 |  | Global Equity Ratings |  |
| 2024/04/26 |  | Aktienempfehlungen Global |  |
| 2024/04/03 |  | Global Equity Ratings |  |