

INFINEON TECHNOLOGIES AG FUTURE (IFXG) - EUX/202512

2024/04/29 18:33:01

Price
34.3445 EUR

Difference  -0.79% (-0.27)

General attributes

Symbol	IFXGZ25
Exchange	Eurex
Currency	EUR
Security type	Future
Underlying	INFINEON TECHNOLOGIES AG
Maturity	12-2025
Contract size	100

Market data

Bid (Bid size)	- EUR (-)
Ask (Ask size)	- EUR (-)
Open	34.3445 EUR
High	34.3445 EUR
Low	34.3445 EUR
Close (prev. day)	34.618 EUR
Underlying	INFINEON TECHNOLOGIES AG
Underlying price (date)	32.80 (24/04/29)
Settlement price (date)	34.34 (24/04/29)
Open Interest	0

Performance and Risk

	6m	1y	3y
Perf (%)	+11.41%	-2.99%	-
Perf (abs.)	+3.52	-1.06	-
Beta	-	-	-
Volatility	36.27	35.13	-

Futures and Options

Related Futures	-
Related Options	-

5y












Information about previous performance does not guarantee future performance.
Source: FactSet

Price data

Ø price 5 days Ø volume 5 days (pcs.)	33.4415 EUR (0)
Ø price 30 days Ø volume 30 days (pcs.)	33.2163 EUR (0)
Ø price 100 days Ø volume 100 days (pcs.)	35.4353 EUR (0)
Ø price 250 days Ø volume 250 days (pcs.)	35.8735 EUR (0)
YTD High date	38.6137 EUR (2024/01/02)
YTD Low date	31.1932 EUR (2024/04/23)
52 Weeks High date	42.9230 EUR (2023/07/31)
52 Weeks Low date	28.8141 EUR (2023/10/30)

Recent Research

on underlying	on sector	on market	
Date		Headline	Download
2024/04/26		Global Equity Ratings	
2024/04/26		Aktienempfehlungen Global	
2024/04/03		Global Equity Ratings	
2024/04/03		Aktienempfehlungen Global	
2024/03/13		Global Equity Ratings	