

DWS GROUP GMBH & CO. KGAA FUTURE (DWSF) - EUX/202512

2024/07/26 18:35:09

Price
33.7126 EUR

Difference  2.42% (0.80)

General attributes

Symbol	DWSFZ25
Exchange	Eurex
Currency	EUR
Security type	Future
Underlying	DWS GROUP GMBH & CO. KGAA
Maturity	12-2025
Contract size	100

Market data

Bid (Bid size)	- EUR (-)
Ask (Ask size)	- EUR (-)
Open	33.7126 EUR
High	33.7126 EUR
Low	33.7126 EUR
Close (prev. day)	32.9171 EUR
Underlying	DWS GROUP GMBH & CO. KGAA
Underlying price (date)	33.74 (24/07/26)
Settlement price (date)	33.71 (24/07/26)
Open Interest	0

Performance and Risk

	6m	1y	3y
Perf (%)	-6.66%	+11.69%	-
Perf (abs.)	-2.41	+3.53	-
Beta	-	-	-
Volatility	32.08	26.52	-

Futures and Options

Related Futures	-
Related Options	-

5y












Information about previous performance does not guarantee future performance.
Source: FactSet

Price data

Ø price 5 days Ø volume 5 days (pcs.)	32.7558 EUR (0)
Ø price 30 days Ø volume 30 days (pcs.)	33.3490 EUR (0)
Ø price 100 days Ø volume 100 days (pcs.)	37.5625 EUR (0)
Ø price 250 days Ø volume 250 days (pcs.)	34.0116 EUR (0)
YTD High date	42.6415 EUR (2024/06/03)
YTD Low date	31.9872 EUR (2024/07/19)
52 Weeks High date	42.6415 EUR (2024/06/03)
52 Weeks Low date	25.5319 EUR (2023/10/27)

Recent Research

on sector		on market	
Date		Headline	Download
2024/07/24		Global Equity Ratings	
2024/07/24		Aktienempfehlungen Global	
2024/07/19		Equity Weekly	
2024/07/15		Aktienempfehlungen Global	
2024/07/12		Global Equity Ratings	