

# ERSTE GROUP BANK AG FUTURE (EBOG) - EUX/202512

2024/07/17 18:45:35

Price  
**46.3275** EUR

Difference  -1.60% (-0.75)

### General attributes

|               |                     |
|---------------|---------------------|
| Symbol        | EBOGZ25             |
| Exchange      | Eurex               |
| Currency      | EUR                 |
| Security type | Future              |
| Underlying    | ERSTE GROUP BANK AG |
| Maturity      | 12-2025             |
| Contract size | 100                 |

### Market data

|                         |                     |
|-------------------------|---------------------|
| Bid (Bid size)          | - EUR (-)           |
| Ask (Ask size)          | - EUR (-)           |
| Open                    | 46.3275 EUR         |
| High                    | 46.3275 EUR         |
| Low                     | 46.3275 EUR         |
| Close (prev. day)       | 47.0808 EUR         |
| Underlying              | ERSTE GROUP BANK AG |
| Underlying price (date) | 46.48 (24/07/17)    |
| Settlement price (date) | 46.33 (24/07/17)    |
| Open Interest           | 0                   |

### Performance and Risk

|             | 6m      | 1y      | 3y |
|-------------|---------|---------|----|
| Perf (%)    | +25.44% | +39.06% | -  |
| Perf (abs.) | +9.40   | +13.01  | -  |
| Beta        | -       | -       | -  |
| Volatility  | 23.83   | 21.55   | -  |

### Futures and Options

|                 |   |
|-----------------|---|
| Related Futures | - |
| Related Options | - |

5y













Information about previous performance does not guarantee future performance.  
Source: FactSet

### Price data

|   |                          |
|---|--------------------------|
| Ø price 5 days   Ø volume 5 days (pcs.)     | 46.6183 EUR (0)          |
| Ø price 30 days   Ø volume 30 days (pcs.)   | 44.8445 EUR (0)          |
| Ø price 100 days   Ø volume 100 days (pcs.) | 41.6632 EUR (0)          |
| Ø price 250 days   Ø volume 250 days (pcs.) | 37.1931 EUR (0)          |
| YTD High   date                             | 47.0808 EUR (2024/07/16) |
| YTD Low   date                              | 34.2408 EUR (2024/02/29) |
| 52 Weeks High   date                        | 47.0808 EUR (2024/07/16) |
| 52 Weeks Low   date                         | 30.8442 EUR (2023/09/26) |

### Recent Research

| on underlying | on sector   | on market |               |   |
|---------------|---|-----------|---------------|---|
| Date          |   |           | Headline      | Download  |
| 2024/05/03    |  |           | Equity Weekly |  |
| 2024/03/01    |  |           | Equity Weekly |  |
| 2023/11/03    |  |           | Equity Weekly |  |
| 2023/08/04    |  |           | Equity Weekly |  |
| 2023/04/28    |  |           | Equity Weekly |  |