

## L'OREAL FUTURE (LORF) - EUX/202512

2024/07/16 18:50:41

Price  
**415.238** EURDifference  -1.58% (-6.67)

## General attributes

Symbol	LORFZ25
Exchange	Eurex
Currency	EUR
Security type	Future
Underlying	L'OREAL S.A.
Maturity	12-2025
Contract size	100

## Market data

Bid (Bid size)	- EUR (-)
Ask (Ask size)	- EUR (-)
Open	415.238 EUR
High	415.238 EUR
Low	415.238 EUR
Close (prev. day)	421.9087 EUR
Underlying	L'OREAL S.A.
Underlying price (date)	400.00 (24/07/16)
Settlement price (date)	415.24 (24/07/16)
Open Interest	0

## Performance and Risk

	6m	1y	3y
Perf (%)	-5.01%	-7.39%	-
Perf (abs.)	-21.89	-33.15	-
Beta	-	-	-
Volatility	21.56	20.14	-

## Futures and Options

Related Futures	-
Related Options	-












Information about previous performance does not guarantee future performance.  
Source: FactSet

## Price data

Ø price 5 days   Ø volume 5 days (pcs.)	421.209 EUR (0)
Ø price 30 days   Ø volume 30 days (pcs.)	445.910 EUR (0)
Ø price 100 days   Ø volume 100 days (pcs.)	452.737 EUR (0)
Ø price 250 days   Ø volume 250 days (pcs.)	443.353 EUR (0)
YTD High   date	476.480 EUR (2024/05/14)
YTD Low   date	415.238 EUR (2024/07/16)
52 Weeks High   date	476.480 EUR (2024/05/14)
52 Weeks Low   date	399.513 EUR (2023/10/20)

## Recent Research

on underlying	on sector	on market		
Date			Headline	Download
2024/07/15			Aktienempfehlungen Global	
2024/07/12			Global Equity Ratings	
2024/06/21			Global Equity Ratings	
2024/06/21			Aktienempfehlungen Global	
2024/06/14			Global Equity Ratings	