

# L'OREAL FUTURE (LORF) - EUX/202512

2024/06/21 19:17:24

**Price**  
**459.0274** EUR

**Difference**  **-0.47% (-2.15)**

### General attributes

|               |              |
|---------------|--------------|
| Symbol        | LORFZ25      |
| Exchange      | Eurex        |
| Currency      | EUR          |
| Security type | Future       |
| Underlying    | L'OREAL S.A. |
| Maturity      | 12-2025      |
| Contract size | 100          |

### Market data

|                         |                   |
|-------------------------|-------------------|
| Bid (Bid size)          | - EUR (-)         |
| Ask (Ask size)          | - EUR (-)         |
| Open                    | 459.0274 EUR      |
| High                    | 459.0274 EUR      |
| Low                     | 459.0274 EUR      |
| Close (prev. day)       | 461.1781 EUR      |
| Underlying              | L'OREAL S.A.      |
| Underlying price (date) | 440.65 (24/06/21) |
| Settlement price (date) | 459.03 (24/06/21) |
| Open Interest           | 0                 |

### Performance and Risk

|             | 6m     | 1y     | 3y |
|-------------|--------|--------|----|
| Perf (%)    | -0.67% | +5.65% | -  |
| Perf (abs.) | -3.11  | +24.55 | -  |
| Beta        | -      | -      | -  |
| Volatility  | 21.33  | 19.90  | -  |

### Futures and Options

|                 |   |
|-----------------|---|
| Related Futures | - |
| Related Options | - |













Information about previous performance does not guarantee future performance.  
 Source: FactSet

### Price data

|   |                           |
|---|---------------------------|
| Ø price 5 days   Ø volume 5 days (pcs.)     | 460.1528 EUR (0)          |
| Ø price 30 days   Ø volume 30 days (pcs.)   | 468.3293 EUR (0)          |
| Ø price 100 days   Ø volume 100 days (pcs.) | 457.3332 EUR (0)          |
| Ø price 250 days   Ø volume 250 days (pcs.) | 444.0486 EUR (0)          |
| YTD High   date                             | 476.4797 EUR (2024/05/14) |
| YTD Low   date                              | 422.9284 EUR (2024/04/08) |
| 52 Weeks High   date                        | 476.4797 EUR (2024/05/14) |
| 52 Weeks Low   date                         | 399.5129 EUR (2023/10/20) |

### Recent Research

| on underlying |   |                           |  | on sector   |  |  |  | on market |  |  |  |
|---------------|---|---------------------------|--|---|--|--|--|-----------|--|--|--|
| Date          |   | Headline                  |  | Download  |  |  |  |           |  |  |  |
| 2024/06/21    |  | Global Equity Ratings     |  |  |  |  |  |           |  |  |  |
| 2024/06/21    |  | Aktienempfehlungen Global |  |  |  |  |  |           |  |  |  |
| 2024/06/14    |  | Global Equity Ratings     |  |  |  |  |  |           |  |  |  |
| 2024/06/14    |  | Aktienempfehlungen Global |  |  |  |  |  |           |  |  |  |
| 2024/05/29    |  | Global Equity Ratings     |  |  |  |  |  |           |  |  |  |