

L'OREAL FUTURE (LORF) - EUX/202512

2024/06/14 18:39:06

Price
459.0239 EUR

Difference  **-2.50% (-11.76)**

General attributes

Symbol	LORFZ25
Exchange	Eurex
Currency	EUR
Security type	Future
Underlying	L'OREAL S.A.
Maturity	12-2025
Contract size	100

Market data

Bid (Bid size)	- EUR (-)
Ask (Ask size)	- EUR (-)
Open	459.0239 EUR
High	459.0239 EUR
Low	459.0239 EUR
Close (prev. day)	470.7818 EUR
Underlying	L'OREAL S.A.
Underlying price (date)	440.45 (24/06/14)
Settlement price (date)	459.02 (24/06/14)
Open Interest	0

Performance and Risk

	6m	1y	3y
Perf (%)	-0.07%	+4.75%	-
Perf (abs.)	-0.34	+20.84	-
Beta	-	-	-
Volatility	21.03	19.80	-

Futures and Options

Related Futures	-
Related Options	-












Information about previous performance does not guarantee future performance.
 Source: FactSet

Price data

Ø price 5 days Ø volume 5 days (pcs.)	469.9476 EUR (0)
Ø price 30 days Ø volume 30 days (pcs.)	469.5719 EUR (0)
Ø price 100 days Ø volume 100 days (pcs.)	456.9604 EUR (0)
Ø price 250 days Ø volume 250 days (pcs.)	443.5835 EUR (0)
YTD High date	476.4797 EUR (2024/05/14)
YTD Low date	422.9284 EUR (2024/04/08)
52 Weeks High date	476.4797 EUR (2024/05/14)
52 Weeks Low date	399.5129 EUR (2023/10/20)

Recent Research

on underlying	on sector	on market	
Date		Headline	Download
2024/06/14		Global Equity Ratings	
2024/06/14		Aktienempfehlungen Global	
2024/05/29		Global Equity Ratings	
2024/05/29		Aktienempfehlungen Global	
2024/04/26		Global Equity Ratings	