

FRESENIUS SE & CO. KGAA FUTURE (FREH) - EUX/202512

2024/07/16 18:50:20

Price
30.556 EUR

Difference  2.61% (0.78)

General attributes

Symbol	FREHZ25
Exchange	Eurex
Currency	EUR
Security type	Future
Underlying	FRESENIUS SE & CO. KGAA
Maturity	12-2025
Contract size	100

Market data

Bid (Bid size)	- EUR (-)
Ask (Ask size)	- EUR (-)
Open	30.556 EUR
High	30.556 EUR
Low	30.556 EUR
Close (prev. day)	29.7793 EUR
Underlying	FRESENIUS SE & CO. KGAA
Underlying price (date)	29.56 (24/07/16)
Settlement price (date)	30.56 (24/07/16)
Open Interest	0

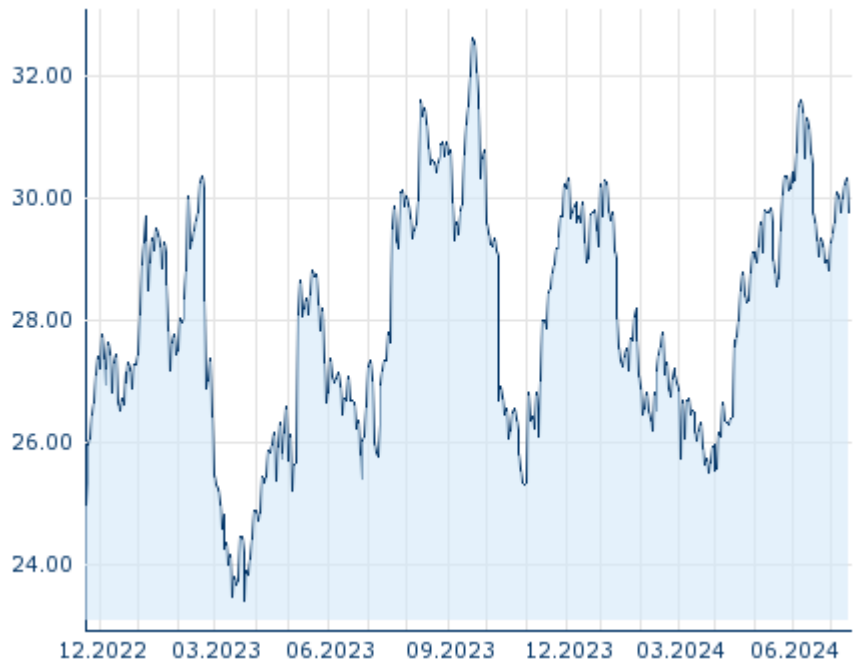
Performance and Risk

	6m	1y	3y
Perf (%)	+6.16%	+8.85%	-
Perf (abs.)	+1.73	+2.42	-
Beta	-	-	-
Volatility	21.46	24.87	-

Futures and Options

Related Futures	-
Related Options	-

5y












Information about previous performance does not guarantee future performance.
Source: FactSet

Price data

Ø price 5 days Ø volume 5 days (pcs.)	30.025 EUR (0)
Ø price 30 days Ø volume 30 days (pcs.)	30.039 EUR (0)
Ø price 100 days Ø volume 100 days (pcs.)	28.399 EUR (0)
Ø price 250 days Ø volume 250 days (pcs.)	28.695 EUR (0)
YTD High date	31.600 EUR (2024/06/07)
YTD Low date	25.509 EUR (2024/03/25)
52 Weeks High date	32.626 EUR (2023/09/20)
52 Weeks Low date	25.295 EUR (2023/10/31)

Recent Research

on underlying	on sector	on market	
Date		Headline	Download
2022/05/04		Global Equity Ratings	
2022/05/04		Aktienempfehlungen Global	
2022/04/27		Global Equity Ratings	
2022/04/27		Aktienempfehlungen Global	
2022/04/14		Global Equity Ratings	