

# KESKO OY FUTURE (KEKG) - EUX/202512

2024/06/14 18:39:03

Price  
**15.5547** EUR

Difference  0.76% (0.12)

### General attributes

Symbol	KEKGZ25
Exchange	Eurex
Currency	EUR
Security type	Future
Underlying	KESKO OYJ CLASS B
Maturity	12-2025
Contract size	100

### Market data

Bid (Bid size)	- EUR (-)
Ask (Ask size)	- EUR (-)
Open	15.5547 EUR
High	15.5547 EUR
Low	15.5547 EUR
Close (prev. day)	15.4369 EUR
Underlying	KESKO OYJ CLASS B
Underlying price (date)	16.445 (24/06/14)
Settlement price (date)	15.55 (24/06/14)
Open Interest	0

### Performance and Risk

	6m	1y	3y
Perf (%)	-5.80%	-13.77%	-
Perf (abs.)	-0.96	-2.48	-
Beta	-	-	-
Volatility	24.97	23.62	-

### Futures and Options

Related Futures	-
Related Options	-

5y












Information about previous performance does not guarantee future performance.  
Source: FactSet

### Price data

Ø price 5 days   Ø volume 5 days (pcs.)	15.4720 EUR (0)
Ø price 30 days   Ø volume 30 days (pcs.)	15.7092 EUR (0)
Ø price 100 days   Ø volume 100 days (pcs.)	16.0867 EUR (0)
Ø price 250 days   Ø volume 250 days (pcs.)	16.1460 EUR (0)
YTD High   date	17.7947 EUR (2024/01/30)
YTD Low   date	15.0310 EUR (2024/04/25)
52 Weeks High   date	18.0223 EUR (2023/06/15)
52 Weeks Low   date	13.9309 EUR (2023/10/25)

### Recent Research

on sector		on market	
Date		Headline	Download
2024/06/14		Global Equity Ratings	
2024/06/14		Aktienempfehlungen Global	
2024/05/31		Equity Weekly	
2024/05/29		Global Equity Ratings	
2024/05/29		Aktienempfehlungen Global	