

# INFINEON TECHNOLOGIES AG FUTURE (IFXP) - EUX/202512

2024/04/30 18:39:25

**Price**  
**34.2867** EUR

**Difference**  **-0.17% (-0.06)**

### General attributes

|               |                          |
|---------------|--------------------------|
| Symbol        | IFXPZ25                  |
| Exchange      | Eurex                    |
| Currency      | EUR                      |
| Security type | Future                   |
| Underlying    | INFINEON TECHNOLOGIES AG |
| Maturity      | 12-2025                  |
| Contract size | 100                      |

### Market data

|                         |                          |
|-------------------------|--------------------------|
| Bid (Bid size)          | - EUR (-)                |
| Ask (Ask size)          | - EUR (-)                |
| Open                    | 34.2867 EUR              |
| High                    | 34.2867 EUR              |
| Low                     | 34.2867 EUR              |
| Close (prev. day)       | 34.3445 EUR              |
| Underlying              | INFINEON TECHNOLOGIES AG |
| Underlying price (date) | 31.955 (24/05/02)        |
| Settlement price (date) | 34.29 (24/04/30)         |
| Open Interest           | 0                        |

### Performance and Risk

|             | 6m      | 1y     | 3y |
|-------------|---------|--------|----|
| Perf (%)    | +18.99% | -3.16% | -  |
| Perf (abs.) | +5.47   | -1.12  | -  |
| Beta        | -       | -      | -  |
| Volatility  | 36.26   | 35.06  | -  |

### Futures and Options

|                 |   |
|-----------------|---|
| Related Futures | - |
| Related Options | - |

5y













Information about previous performance does not guarantee future performance.  
 Source: FactSet

### Price data

|   |                          |
|---|--------------------------|
| Ø price 5 days   Ø volume 5 days (pcs.)     | 34.0602 EUR (0)          |
| Ø price 30 days   Ø volume 30 days (pcs.)   | 33.2427 EUR (0)          |
| Ø price 100 days   Ø volume 100 days (pcs.) | 35.4018 EUR (0)          |
| Ø price 250 days   Ø volume 250 days (pcs.) | 35.8695 EUR (0)          |
| YTD High   date                             | 38.6137 EUR (2024/01/02) |
| YTD Low   date                              | 31.1932 EUR (2024/04/23) |
| 52 Weeks High   date                        | 42.9230 EUR (2023/07/31) |
| 52 Weeks Low   date                         | 28.8141 EUR (2023/10/30) |

### Recent Research

| on underlying | on sector   | on market                 |   |
|---------------|---|---------------------------|---|
| Date          |   | Headline                  | Download  |
| 2024/04/26    |  | Global Equity Ratings     |  |
| 2024/04/26    |  | Aktienempfehlungen Global |  |
| 2024/04/03    |  | Global Equity Ratings     |  |
| 2024/04/03    |  | Aktienempfehlungen Global |  |
| 2024/03/13    |  | Global Equity Ratings     |  |