

SAP SE FUTURE (SAPJ) - EUX/202512

2024/07/17 18:46:14

Price
190.5124 EUR

Difference  -2.33% (-4.54)

General attributes

Symbol	SAPJZ25
Exchange	Eurex
Currency	EUR
Security type	Future
Underlying	SAP SE
Maturity	12-2025
Contract size	100

Market data

Bid (Bid size)	- EUR (-)
Ask (Ask size)	- EUR (-)
Open	190.5124 EUR
High	190.5124 EUR
Low	190.5124 EUR
Close (prev. day)	195.0486 EUR
Underlying	SAP SE
Underlying price (date)	183.26 (24/07/17)
Settlement price (date)	190.51 (24/07/17)
Open Interest	0

Performance and Risk

	6m	1y	3y
Perf (%)	+27.60%	+39.52%	-
Perf (abs.)	+41.20	+53.96	-
Beta	-	-	-
Volatility	25.15	22.80	-

Futures and Options

Related Futures	-
Related Options	-












Information about previous performance does not guarantee future performance.
Source: FactSet

Price data

Ø price 5 days Ø volume 5 days (pcs.)	194.4485 EUR (0)
Ø price 30 days Ø volume 30 days (pcs.)	190.5998 EUR (0)
Ø price 100 days Ø volume 100 days (pcs.)	183.8018 EUR (0)
Ø price 250 days Ø volume 250 days (pcs.)	159.3604 EUR (0)
YTD High date	197.7726 EUR (2024/06/28)
YTD Low date	140.3901 EUR (2024/01/04)
52 Weeks High date	197.7726 EUR (2024/06/28)
52 Weeks Low date	126.4769 EUR (2023/07/26)

Recent Research

on underlying	on sector	on market	
Date		Headline	Download
2024/07/15		Aktienempfehlungen Global	
2024/07/12		Global Equity Ratings	
2024/06/21		Global Equity Ratings	
2024/06/21		Aktienempfehlungen Global	
2024/06/14		Global Equity Ratings	