

SAP SE FUTURE (SAPJ) - EUX/202512

2024/07/15 18:41:43

Price
195.634 EUR

Difference  -0.55% (-1.08)

General attributes

Symbol	SAPJZ25
Exchange	Eurex
Currency	EUR
Security type	Future
Underlying	SAP SE
Maturity	12-2025
Contract size	100

Market data

Bid (Bid size)	- EUR (-)
Ask (Ask size)	- EUR (-)
Open	195.634 EUR
High	195.634 EUR
Low	195.634 EUR
Close (prev. day)	196.7164 EUR
Underlying	SAP SE
Underlying price (date)	187.22 (24/07/16)
Settlement price (date)	195.63 (24/07/15)
Open Interest	0

Performance and Risk

	6m	1y	3y
Perf (%)	+31.43%	+42.83%	-
Perf (abs.)	+46.78	+58.66	-
Beta	-	-	-
Volatility	24.98	22.71	-

Futures and Options

Related Futures	-
Related Options	-













Information about previous performance does not guarantee future performance.
Source: FactSet

Price data

Ø price 5 days Ø volume 5 days (pcs.)	194.581 EUR (0)
Ø price 30 days Ø volume 30 days (pcs.)	189.548 EUR (0)
Ø price 100 days Ø volume 100 days (pcs.)	183.438 EUR (0)
Ø price 250 days Ø volume 250 days (pcs.)	158.835 EUR (0)
YTD High date	197.773 EUR (2024/06/28)
YTD Low date	140.390 EUR (2024/01/04)
52 Weeks High date	197.773 EUR (2024/06/28)
52 Weeks Low date	126.477 EUR (2023/07/26)

Recent Research

on underlying	on sector	on market	
Date		Headline	Download
2024/07/15		Aktienempfehlungen Global	
2024/07/12		Global Equity Ratings	
2024/06/21		Global Equity Ratings	
2024/06/21		Aktienempfehlungen Global	
2024/06/14		Global Equity Ratings	

5y