

SAP SE FUTURE (SAPJ) - EUX/202512

2024/05/03 18:33:26

Price
176.2499 EUR

Difference  1.18% (2.06)

General attributes

Symbol	SAPJZ25
Exchange	Eurex
Currency	EUR
Security type	Future
Underlying	SAP SE
Maturity	12-2025
Contract size	100

Market data

Bid (Bid size)	- EUR (-)
Ask (Ask size)	- EUR (-)
Open	176.2499 EUR
High	176.2499 EUR
Low	176.2499 EUR
Close (prev. day)	174.1906 EUR
Underlying	SAP SE
Underlying price (date)	170.72 (24/05/03)
Settlement price (date)	176.25 (24/05/03)
Open Interest	0

Performance and Risk

	6m	1y	3y
Perf (%)	+30.34%	+36.78%	-
Perf (abs.)	+41.02	+47.40	-
Beta	-	-	-
Volatility	22.89	21.30	-

Futures and Options

Related Futures	-
Related Options	-

5y












Information about previous performance does not guarantee future performance.
Source: FactSet

Price data

Ø price 5 days Ø volume 5 days (pcs.)	175.7419 EUR (0)
Ø price 30 days Ø volume 30 days (pcs.)	180.0194 EUR (0)
Ø price 100 days Ø volume 100 days (pcs.)	167.9979 EUR (0)
Ø price 250 days Ø volume 250 days (pcs.)	147.5978 EUR (0)
YTD High date	189.1770 EUR (2024/03/26)
YTD Low date	140.3901 EUR (2024/01/04)
52 Weeks High date	189.1770 EUR (2024/03/26)
52 Weeks Low date	126.4769 EUR (2023/07/26)

Recent Research

on underlying	on sector	on market	
Date		Headline	Download
2024/04/26		Global Equity Ratings	
2024/04/26		Aktienempfehlungen Global	
2024/04/03		Global Equity Ratings	
2024/04/03		Aktienempfehlungen Global	
2024/03/13		Global Equity Ratings	