

## SIEMENS AG FUTURE (SIEH) - EUX/202512

2024/09/13 18:35:44

Price  
**166.6384** EURDifference  -0.16% (-0.26)

## General attributes

Symbol	SIEHZ25
Exchange	Eurex
Currency	EUR
Security type	Future
Underlying	SIEMENS AG
Maturity	12-2025
Contract size	100

## Market data

Bid (Bid size)	- EUR (-)
Ask (Ask size)	- EUR (-)
Open	166.6384 EUR
High	166.6384 EUR
Low	166.6384 EUR
Close (prev. day)	166.9008 EUR
Underlying	SIEMENS AG
Underlying price (date)	164.06 (24/09/13)
Settlement price (date)	166.64 (24/09/13)
Open Interest	0

## Performance and Risk

	6m	1y	3y
Perf (%)	-11.75%	+19.16%	-
Perf (abs.)	-22.22	+26.83	-
Beta	-	-	-
Volatility	26.50	24.96	-

## Futures and Options

Related Futures	-
Related Options	-

5y












Information about previous performance does not guarantee future performance.  
Source: FactSet

## Price data

Ø price 5 days   Ø volume 5 days (pcs.)	165.0597 EUR (0)
Ø price 30 days   Ø volume 30 days (pcs.)	166.0355 EUR (0)
Ø price 100 days   Ø volume 100 days (pcs.)	176.2213 EUR (0)
Ø price 250 days   Ø volume 250 days (pcs.)	167.6004 EUR (0)
YTD High   date	194.7489 EUR (2024/05/10)
YTD Low   date	156.8318 EUR (2024/08/06)
52 Weeks High   date	194.7489 EUR (2024/05/10)
52 Weeks Low   date	123.2412 EUR (2023/10/26)

## Recent Research

on underlying   on sector   on market			
Date		Headline	Download
2024/09/11		Global Equity Ratings	
2024/09/11		Aktienempfehlungen Global	
2024/09/05		Global Equity Ratings	
2024/09/05		Aktienempfehlungen Global	
2024/08/12		Global Equity Ratings	