

## SIEMENS AG FUTURE (SIEH) - EUX/202512

2024/07/26 18:35:52

Price  
**174.2248** EURDifference  0.60% (1.04)

## General attributes

Symbol	SIEHZ25
Exchange	Eurex
Currency	EUR
Security type	Future
Underlying	SIEMENS AG
Maturity	12-2025
Contract size	100

## Market data

Bid (Bid size)	- EUR (-)
Ask (Ask size)	- EUR (-)
Open	174.2248 EUR
High	174.2248 EUR
Low	174.2248 EUR
Close (prev. day)	173.1882 EUR
Underlying	SIEMENS AG
Underlying price (date)	169.82 (24/07/26)
Settlement price (date)	174.22 (24/07/26)
Open Interest	0

## Performance and Risk

	6m	1y	3y
Perf (%)	+2.90%	+10.93%	-
Perf (abs.)	+4.91	+17.17	-
Beta	-	-	-
Volatility	25.58	25.08	-

## Futures and Options

Related Futures	-
Related Options	-

5y












Information about previous performance does not guarantee future performance.  
Source: FactSet

## Price data

Ø price 5 days   Ø volume 5 days (pcs.)	175.9040 EUR (0)
Ø price 30 days   Ø volume 30 days (pcs.)	178.8997 EUR (0)
Ø price 100 days   Ø volume 100 days (pcs.)	181.6974 EUR (0)
Ø price 250 days   Ø volume 250 days (pcs.)	164.3501 EUR (0)
YTD High   date	194.7489 EUR (2024/05/10)
YTD Low   date	160.1813 EUR (2024/01/17)
52 Weeks High   date	194.7489 EUR (2024/05/10)
52 Weeks Low   date	123.2412 EUR (2023/10/26)

## Recent Research

on underlying	on sector	on market	
Date		Headline	Download
2024/07/24		Global Equity Ratings	
2024/07/24		Aktienempfehlungen Global	
2024/07/15		Aktienempfehlungen Global	
2024/07/12		Global Equity Ratings	
2024/06/21		Global Equity Ratings	