

SOPRA STERIA GROUP S.A. FUTURE (SOPF) - EUX/202512

2024/07/26 18:35:55

Price
178.2497 EUR

Difference  2.90% (5.03)

General attributes

Symbol	SOPFZ25
Exchange	Eurex
Currency	EUR
Security type	Future
Underlying	SOPRA STERIA GROUP S.A.
Maturity	12-2025
Contract size	100

Market data

Bid (Bid size)	- EUR (-)
Ask (Ask size)	- EUR (-)
Open	178.2497 EUR
High	178.2497 EUR
Low	178.2497 EUR
Close (prev. day)	173.2216 EUR
Underlying	SOPRA STERIA GROUP S.A.
Underlying price (date)	172.80 (24/07/26)
Settlement price (date)	178.25 (24/07/26)
Open Interest	0

Performance and Risk

	6m	1y	3y
Perf (%)	-19.36%	-8.90%	-
Perf (abs.)	-42.79	-17.42	-
Beta	-	-	-
Volatility	35.04	30.61	-

Futures and Options

Related Futures	-
Related Options	-

5y












Information about previous performance does not guarantee future performance.
Source: FactSet

Price data

Ø price 5 days Ø volume 5 days (pcs.)	178.2358 EUR (0)
Ø price 30 days Ø volume 30 days (pcs.)	194.0342 EUR (0)
Ø price 100 days Ø volume 100 days (pcs.)	218.5279 EUR (0)
Ø price 250 days Ø volume 250 days (pcs.)	210.5050 EUR (0)
YTD High date	247.3680 EUR (2024/03/01)
YTD Low date	173.2216 EUR (2024/07/25)
52 Weeks High date	247.3680 EUR (2024/03/01)
52 Weeks Low date	166.4846 EUR (2023/10/27)

Recent Research

on sector		on market	
Date		Headline	Download
2024/07/26		Equity Weekly	
2024/07/24		Global Equity Ratings	
2024/07/24		Aktienempfehlungen Global	
2024/07/15		Aktienempfehlungen Global	
2024/07/12		Global Equity Ratings	